



Ceylon
Tea
Brokers

MARKET SNAPSHOT

SALE NO. 35 – SALE OF 06TH / 07TH SEPTEMBER 2022

CEYLON TEA BROKERS PLC

Level 7, Millenium House, No.46/58, Nawam Mawatha, Colombo 2.

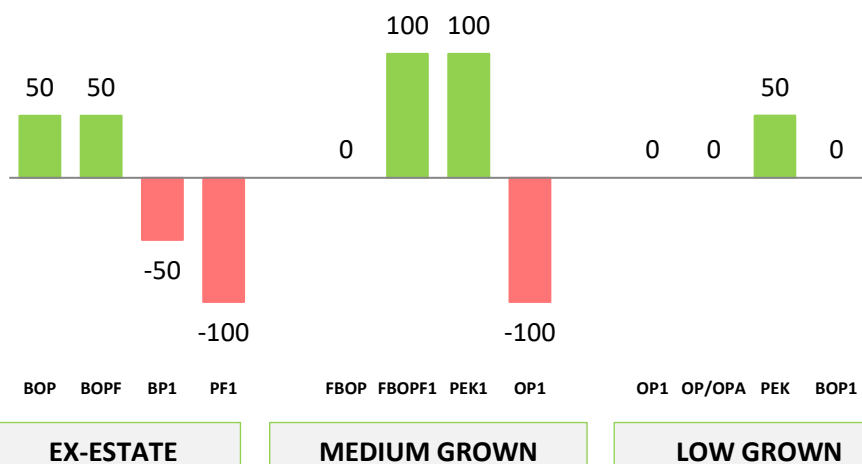
Tel:011-4607777 Fax: 011-4607788

Email : general@ceylonteabrokers.com ;

Web: www.ceylonteabrokers.com



Met with good demand all-round



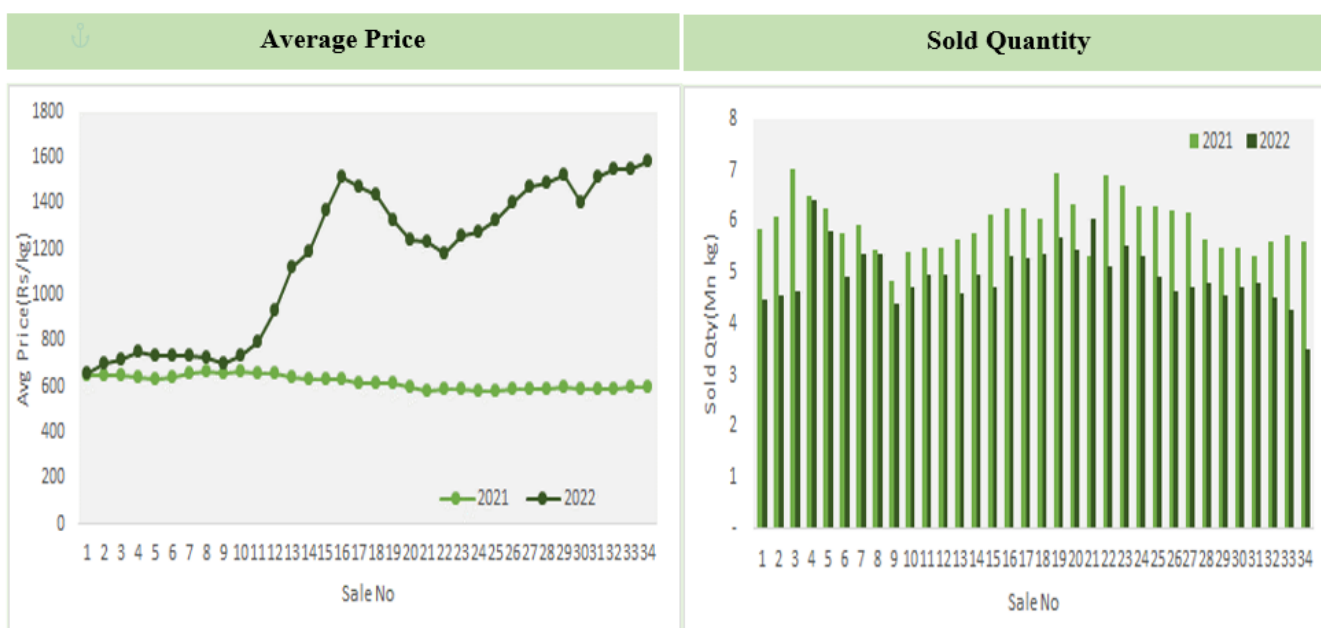
Currency - 07th Sept.
LKR/USD 358.33

August
National Average
Rs. 1,508.21/\$4.18

Elevation Average

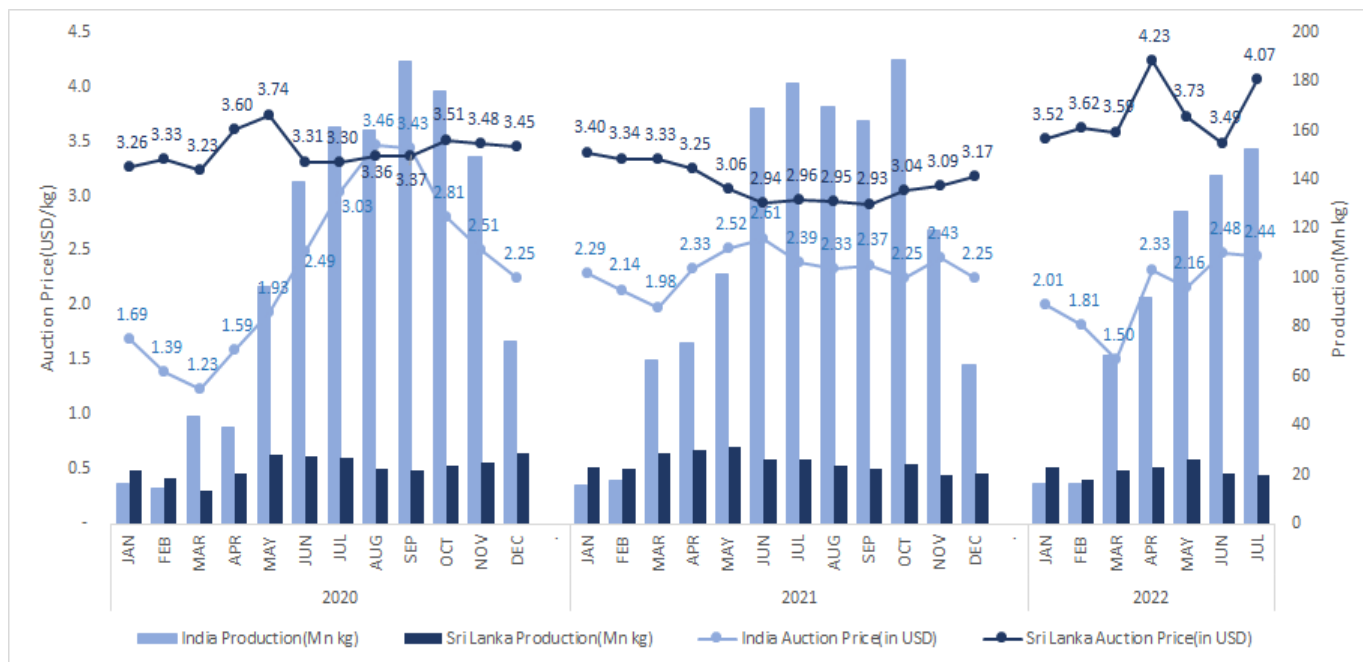
Elv	Rs	\$
High	1,388.26	3.85
Medium	1,236.14	3.42
Low	1,616.24	4.48

SALE WISE SRI LANKAN TEA SALE AVERAGE PRICE(RS/KG) & SOLD QUANTITY (MN KG) 2021 VS 2022



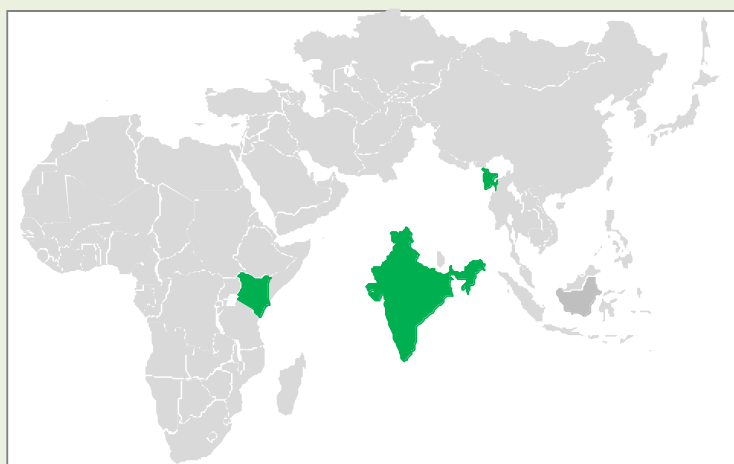
Source: MSL

MONTHLY SRI LANKA, INDIA TEA AUCTION PRICE & PRODUCTION 2020 - 2022



Source: India Tea Board, SLTB, S S P, International Finance Statistics-Central Bank

MARKET MOVEMENT AT INTERNATIONAL AUCTION CENTERS THIS WEEK



-  Bangladesh 
-  India 
-  Kenya 
-  Indonesia market report details were not available at the time of printing this publication.

COMMENTS

Sale	Ex-Estate		Low Grown (Leafy/Tippy)		Total	
	Qty	Demand	Qty	Demand	Qty	Demand
35	0.5 Mkgs	Good	1.7 Mkgs	Firm	4.2 Mkgs	Good

WESTERN				
	SELECT BEST	BEST	BELOW BEST	PLAINER
BOP	Firm	↑ 50/-	↑ 50/-	Firm
BOPF	Firm	↑ 50/-	↑ 50/-	↑ 50/-

	NUWARA ELIYA	UDA PUSSELLAWA	UVA
BOP	↑ 100/-	↑ 50/-	↑ 100/-
BOPF	↓ 50/-	↑ 70/-	↑ 50/-

	HIGH	MEDIUM	LOW
BP1	N/A	Irregular	↓ 50/-
PF1	Firm	Firm	↓ 200/-

HIGH & MEDIUM				
	SELECT BEST	BEST	BELOW BEST	OTHERS
BOP1	Firm	↑ 50/-	↑ 50/-	Firm
OP1	↓ 100/-	↓ 100/-	↓ 100/-	↓ 50/-
FBOP	↓ 50/-	↓ 50/-	Firm	Firm
FBOPF1	↑ 100/-	↑ 100/-	↑ 100/-	↑ 50/-
PEK	↑ 50/-	↑ 50/-	↑ 50/-	↑ 50/-
PEK1	↑ 100/-	↑ 100/-	↑ 50/-	↑ 50/-
OP/OPA	↑ 50/-	↑ 100/-	↑ 100/-	↑ 50/-

LEAFY / SEMI LEAFY				
	SELECT BEST	BEST	BELOW BEST	OTHERS
OP1	Firm	Firm	Firm	↑ 50/-
BOP1	Firm	Firm	Firm	Firm
OP/OPA	Firm			
PEK		↑ 50/-		
PEK1		↑ 80/-		
SMALL LEAF / TIPPY				
FBOP	Firm	↑ 20/-	↑ 10/-	↑ 10/-
FBOP1	Firm	Firm	↑ 20/-	Firm
FBOPF1	↑ 40/-	↑ 40/-	↑ 20/-	↑ 20/-
PREMIUM FLOWERY				
Select Best		↓ 500/-		
Best		↓ 500-1000/-		
Others		↓ 200- 500/-		



Crude Oil
As at 07th Sept 2022 – USD 92.69



Mombasa Auction
Demand: Improved demand

Sri Lanka Tea Sale Averages for the Month of August 2022 recorded Rs. 1508.21 (Highest Ever) (USD 4.18) vis-à-vis Rs. 589.46 (USD 2.94) (+Rs. 918.75) in 2021. High Grown for the month was Rs. 1388.26 (Highest Ever) as against Rs. 555.41 (+Rs. 832.85) last year. Medium Grown recorded Rs. 1236.14 (Highest Ever) vis-à-vis Rs. 527.11 (+Rs. 709.03) in 2021. Low Grown achieved Rs. 1616.24 (Highest Ever) vis-à-vis Rs. 619.24 (+Rs. 997.00) in the previous year.

Cumulative figure for January / August stood at Rs. 1137.03 vis-à-vis Rs. 616.97 in 2021. High Grown recorded Rs. 982.76 as against Rs. 585.68 in the last year. Medium Grown was Rs. 946.47 vis-à-vis Rs. 555.63 in 2021. Low Grown recorded Rs. 1248.08 vis-à-vis Rs. 646.39 in 2021. All three elevations recorded an increase during the period of January - August 2022 when compared to the corresponding period of 2021 in the Rupee & Dollar value.

The total CTC average for the month of August 2022 was Rs. 1330.30. CTC High Grown recorded Rs. 1418.67; CTC Medium Grown were at Rs. 1103.40 whilst Low Grown recorded Rs. 1390.81.

(Please refer page No.15 for more details)

HOLIDAY NOTICE

Please note our Warehouse & Sample Room will be closed for business on the following day:
Saturday, 10th September 2022 – Binara Full Moon Poya Day

CURRENCY BOARD – AS AT 07TH SEPTEMBER 2022

	United States Dollars (USD)		European Community Euro (EUR)		United Kingdom pounds (GBP)	
	Corresponding		Corresponding		Corresponding	
	2022	2021	2022	2021	2022	2021
Sri Lankan Rupee	358.33	198.50	351.53	234.91	408.47	273.51

(Courtesy - Central Bank of Sri Lanka)

Indian Rupee	79.75	72.97	79.18	86.60	92.13	100.98
Kenyan Shilling	119.27	109.12	118.41	129.50	137.78	151.01
Bangladesh Taka	93.13	83.62	92.46	99.25	107.59	115.73
Indonesian Rupiah	14,886.70	14,226.00	14,779.60	16,883.60	17,197.30	19,687.90
Malawi Kwacha	1,013.47	807.02	1,006.18	957.78	1,170.77	1,116.87
Vietnam Dong	23,520.80	22,711.00	23,351.70	26,953.60	27,171.60	31,430.60

(Courtesy - Oanda Corporation)

SRI LANKA RUPEE AGAINST US DOLLAR TIME PERIOD 01/09/2022 TO 07/09/2022 (SPOT RATE)

01/09/2022	357.51	05/09/2022	358.06	07/09/2022	358.33
02/09/2022	357.83	06/09/2022	358.06		

(Courtesy - Central bank of Sri Lanka)

QUANTITY SOLD DURING THE PERIOD 29TH AUGUST - 03RD SEPTEMBER 2022

	2022		2021	
	WEEKLY	TODATE	WEEKLY	TODATE
PRIVATE SALES	48,334.00	2,858,922.33	75,212.00	4,101,222.00
PUBLIC AUCTION	3,492,509.00	168,779,271.00	5,573,019.00	201,608,806.00
FORWARD CONTRACTS	35,000.00	1,243,240.00	40,520.00	1,436,010.00
DIRECT SALES	-	-	-	-
TOTAL	3,575,843.00	172,881,433.33	5,688,751.00	207,146,038.00
BMF EXCLUDED FROM PRIVATE SALE	145,769.00	4,751,358.00	203,318.00	6,963,913.00

TEA
TECH
TIPS



Dhool output depends on degree of wither, speed of the Rollbreaker, slope of the Rollbreaker tray and perforation size of the mesh.





























CROP AND WEATHER (FOR THE PERIOD 29TH AUGUST - 04TH SEPTEMBER 2022)

The Western and Nuwara Eliya planting districts experienced rain. The Department of Meteorology forecasts occasional showers in both regions.

The Uva/Udapussellawa's reported bright mornings followed by evening showers. Heavy showers are expected in Uva. The Low grown districts experienced gloomy conditions with rain. Scattered showers are expected in Ruhuna and Heavy showers in Sabaragamuwa.

The Western, Udapussellawa and Low grown districts recorded a decline in crop intakes whilst the Nuwara Eliya and Uva regions maintained.

WEATHER FORECAST (FOR THE PERIOD 08TH – 14TH SEPTEMBER 2022)

	Thu (08/09)	Fri (09/09)	Sat (10/09)	Sun (11/09)	Mon (12/09)	Tue (13/09)	Wed (14/09)
Galle	30°/27°C 	30°/27°C 	29°/27°C 	30°/27°C 	31°/27°C 	30°/27°C 	31°/26°C 
	30°/26°C	31°/26°C	29°/26°C	30°/26°C	31°/26°C	31°/25°C	32°/25°C
Matara							
	29°/24°C	29°/24°C	28°/24°C	29°/25°C	30°/25°C	30°/24°C	31°/23°C
Ratnapura							
Hatton/ Talawakelle	23°/19°C 	23°/19°C 	22°/19°C 	23°/19°C 	24°/19°C 	25°/19°C 	25°/18°C 

ORDER OF SALE THIS WEEK

EX EST	H/M-OFF GR & DUST	LEAFY/ SEMI LEAFY/ TIPPY/PREM & BOP1A
FW	Bartleet Produce Marketing (Pvt) Ltd	Forbes & Walker Tea Brokers (Pvt) Ltd
ES	Forbes & Walker Tea Brokers (Pvt) Ltd	Bartleet Produce Marketing (Pvt) Ltd
BA	Mercantile Produce Brokers (Pvt) Ltd	Ceylon Tea Brokers PLC
MB	Asia Siyaka Commodities PLC	Eastern Brokers Ltd
AS	John Keells PLC	Asia Siyaka Commodities PLC
LC	Eastern Brokers Ltd	Lanka Commodity Brokers
CTB	Ceylon Tea Brokers PLC	John Keells PLC
JK	Lanka Commodity Brokers	Mercantile Produce Brokers (Pvt) Ltd

CATALOGUE	LOTS	QTY (KGS)
EX-ESTATE	456	510,023
HIGH AND MEDIUM	1,043	481,323
LOW GROWN (LEAFY)	1,643	614,500
LOW GROWN (SEMI LEAFY)	1,008	401,168
LOW GROWN (TIPPY)	1,576	757,094
OFF GRADES + BOP1A	2,076	1,067,921
DUSTS	383	330,972
PREMIUM FLOWERY	367	56,689
TOTAL	8,552	4,219,690

HIGH GROWN TEAS

BOP

Best Westerns were firm. Below best and plainer teas were firm to Rs.50/- per kg dearer. Nuwara Eliya's were up by Rs.100/- per kg. Uda Pussellawa's moved up by Rs.50/- per kg. Uva's gained by Rs.100/- per kg and at times more.

BOPF

Best Western's were mostly firm. Below best and plainer types appreciated by Rs.50/- per kg. Nuwara Eliya's were barely steady. Uda Pussellawa's Rs.50/- per kg dearer. Uva's gained by a similar margin.

MEDIUM GROWN TEAS

BOPF

Select best and best were dearer by Rs. 50/- per kg whilst all others were firm.

BOP1/OP1

BOP1: Select best were firm whilst all others dearer by Rs. 50/- per kg.

OP1: Select best, best and the below best declined by Rs.100/- per kg. Poorer sorts eased by Rs.50/- per kg.

OP/OPA

Overall, dearer by Rs.50-100/- per kg.

PEKOE/PEKOE1

PEK: In general, appreciated by Rs. 50/- per kg.

PEK1: Select best and best increased by Rs. 100/- per kg whilst all others gained by Rs. 50/- per kg.

FBOP/FBOPF1

FBOP: Select best and best declined by Rs. 50/- per kg whilst all others were firm.

FBOPF1: Select best, best and the below best dearer by Rs.100/- per kg. Poorer sorts eased by Rs.50/- per kg.

CTC

HIGH GROWN

BP1 – Hardly any offerings.

PF1 – Firm to marginally dearer.

MEDIUM GROWN

BP1 – Irregular.

PF1 – Sold around last levels.

LOW GROWN

BP1 – Lower by Rs.50/- per kg and more.

PF1 – Declined by Rs. 200/- per kg.

QUOTATIONS-HIGH GROWNS	BOP		BOPF	
BEST WESTERNS	1750	1800	1800	2000
BELOW BEST WESTERNS	1500	1700	1600	1750
PLAINER WESTERNS	1420	1460	1500	1550
NUWARA ELIYAS	1460		N/A	
UDAPUSSELLAWAS	1300	1750	1500	1600
BEST UVAS	1700	1900	1550	1700
OTHER UVAS	1340	1500	1400	1420
GOOD MEDIUMS	1900	2600	N/A	
POOR MEDIUMS	N/A		100	1260
QUOTATIONS – UNORTHODOX	BP1		PF1	
(CTC) CTC (High & Medium)	940	1000	1080	1800
CTC (Low)	1000	1280	1650	2050

LOW GROWN

BOP1	A Few Select best gained whilst others and below best were irregular. Teas at the lower end maintained.
OP1	Select best and best were firm whilst below best varieties were irregularly lower. Poorer sorts remained unchanged
OP	Well-made varieties together with cleaner below best maintained. Bottom and others too followed a similar trend.
OPA	Well-made sorts together with cleaner below best followed a similar trend to their OP counterparts. Poorer types gained.
PEKOE/PEKOE1	Select best teas together with full range of bold PEKs firm to marginally dearer. Cleaner below best and the rest too appreciated.
FBOP/FBOP1	Few select best invoices were firm whilst others were lower to last
BOP	All better types were dearer to last whilst the rest held firm.
BOPF	Select best were lower whilst all others were firm.
FBOPF/FBOPF1	Select best with best were dearer to last whilst others held firm. All tippy invoices were easier.

QUOTATIONS	SELECT BEST	BEST	BELOW BEST	OTHER
BOP1	3500-3500	2500-3500	1800-2400	800-1600
OP1	3000-3500	2000-2800	1400-1800	600-1000
OP	2000-2900	1400-1800	1000-1400	600-1000
OPA	2000-2400	1400-1800	1000-1400	600-1000
PEKOE	2000-2650	1600-2000	1200-1600	600-1000
PEKOE1	2000-2500	1600-2000	1200-1600	600-1000
FBOP1	2700-3550	2000-2600	1400-1900	Below 1300
FBOP	2800-3750	2200-2700	1700-2200	Below 1500
BOP	2600-3200	2000-2500	1500-1900	Below 1400
BOPF	2300-2700	1700-2200	960-1600	Below 950
FBOPF1	2700-3300	2100-2600	1500-2000	Below 1300
FBOPF	2800-3450	2400-2700	1800-2200	Below 1300
FFSP/FFEXSP/FFEXSP1	7600-9800	7400-8500	5200-7000	Below 4000

OFF GRADES

- FGS/FGS1** High grown varieties were irregularly lower. Medium and low grown declined by Rs.20-30/- per kg.
- BM/BP** **BM** – Best varieties maintained. Below best and bottom advanced by Rs.20-30/- per kg.
BP – Eased Rs. 20-30/- per kg. However, declined further as the sale progressed.
- BOP1A** Well-made teas gained by Rs.50-100/- per kg. Below Best varieties gained by Rs.40-50/- per kg. Teas at the lower end advanced by Rs. 50/- per kg.

	HIGH		MEDIUM		LOW	
BETTER FNGS	940	1460	940	1320	940	2150
OTHER FNGS	540	850	490	860	490	920
P.FGS (CTC)	N/A		680	760	620	2050
BP	640	1550	450	2050	570	1950
BM	620	940	570	1000	500	2300
BOP1A	600	1040	600	1440	500	2500

DUST

- DUST1** Best and below best High grown were irregularly lower. CTC eased by Rs. 80-100/- per kg. Best low grown appreciated by Rs. 40-50/- per kg. Below best and secondaries were firm.
- DUST** Clean secondaries lost by Rs. 50-60/- per kg and at times more. Low grown were firm.

	HIGH		MEDIUM		LOW	
PRIMARY DUSTS	1100	1800	820	1480	850	1600
SECONDARY DUSTS	840	1000	680	800	620	840
PDUST (CTC)	1100	1420	940	1340	900	1700

TOP PRICES - SALE NO. 35 OF 06TH / 07TH SEPTEMBER 2022

WESTERN MEDIUM			
Harangalla	BOP	2,600.00	
Ancoombra	BOPSp	2,500.00	
Doombagastalawa	BOPF/BOPFSP	1,260.00	
Harangalla	BOP1	3,200.00	
Dartry Valley	FBOP/FBOP1	** 3,900.00	
Harangalla	FBOPF/FBOPF1	** 2,850.00	
New Fernland	OP	1,850.00	
Dehiwatte Super	OPA	1,700.00	@
Dekinda	OPA	1,700.00	
Orange Field	OP1	2,600.00	
New Fernland	PEK/PEK1	2,250.00	
Craighead	PEK/PEK1	2,250.00	
Dartry Valley	PEK/PEK1	2,250.00	
Hatale	PEK/PEK1	2,250.00	
Harangalla	PEK/PEK1	2,250.00	

WESTERN HIGH			
Great Western	BOP	1,800.00	
Somerset	BOP	1,800.00	
St Andrews	BOPSp	** 2,500.00	
Annfield	BOPF/BOPFSP	2,000.00	
St Andrews	BOP1	2,600.00	
Somerset	FBOP/FBOP1	3,350.00	
Bogahawatte	FBOP/FBOP1	2,800.00	@
Torrington	FBOP/FBOP1	2,800.00	
Inverness	FBOPF/FBOPF1	2,700.00	
Venture	OP/OPA	1,850.00	
St Andrews	OP/OPA	1,850.00	
Venture	OP1	2,700.00	
Torrington	PEK/PEK1	** 2,200.00	
St Andrews	PEK/PEK1	** 2,200.00	

NUWARA ELIYA			
Court Lodge	BOP	1,460.00	
Kenmare	BOP	1,460.00	
Kenmare	BOPF/BOPFSP	1,260.00	
Kenmare	FBOP/FBOP1	1,550.00	
Court Lodge	PEK/PEK1	1,550.00	
Kenmare	PEK/PEK1	1,550.00	

UDA PUSSELLAWAS			
Kirklees	BOP	1,750.00	
Gonapitiya	BOPSp	830.00	
Kirklees	BOPF/BOPFSP	1,600.00	
High Forest	BOPF/BOPFSP	1,600.00	
Alma	FBOP/FBOP1	1,750.00	@
Delmar	FBOPF/FBOPF1	** 2,550.00	
Alma	OP	1,550.00	@
Alma	OPA	1,380.00	@
Delmar	OP1	1,360.00	
Delmar	PEK/PEK1	** 2,050.00	

UVA MEDIUM			
Demodera 'S'	BOP	2,700.00	
Telbedde	BOPSp	** 2,650.00	
Halpewatta Uva	BOPSp	** 2,650.00	
Dickwella	BOPF/BOPFSP	* 2,700.00	
Demodera 'S'	BOP1	** 3,800.00	
Halpewatta Uva	FBOP/FBOP1	3,000.00	
Demodera 'S'	FBOPF/FBOPF1	* 2,700.00	
Maratenne	OP/OPA	1,800.00	
Gonakelle	OP/OPA	1,800.00	
Demodera 'S'	OP1	3,300.00	
Aruna Passara	PEK/PEK1	2,250.00	

UVA HIGH			
Glenanore	BOP	2,600.00	
Cannavarella	BOPSp	1,340.00	
Uva Highlands	BOPF/BOPFSP	2,550.00	
Uva Highlands	BOP1	2,500.00	
Aislaby	FBOP/FBOP1	3,400.00	
Glenanore	FBOPF/FBOPF1	** 2,800.00	
Craig	OP/OPA	1,750.00	
Craig	OP1	2,500.00	
Mount Uva	PEK/PEK1	2,250.00	@
Glenanore	PEK/PEK1	2,250.00	

UNORTHODOX HIGH			
Dunsinane CTC	PF1	1,800.00	

UNORTHODOX MEDIUM			
New Peacock CTC	PF1	1,750.00	
Donside CTC	BP1	1,000.00	
Donside CTC	BPS	980.00	

UNORTHODOX LOW			
Kalubowitiyana CTC	PF1	2,050.00	@
Kalubowitiyana CTC	BP1	1,280.00	
Canora CTC	BPS	890.00	

DENOTES – CEYLON TEA BROKERS PLC (@) / ALL TIME RECORD PRICE (**) / EQUAL ALL TIME (*)

CEYLON TEA BROKERS PLC – SALE NO. 35 OF 06TH / 07TH SEPTEMBER 2022

TOP PRICES - SALE NO. 35 OF 06TH / 07TH SEPTEMBER 2022

LOW GROWN			
Kiruwanaganga	BOP1	3,500.00	
A C U Super	BOP1	3,450.00	@
Wathurawila	BOP1	3,400.00	@
Liyonta	OP1	3,500.00	
Mulatiyana Hills	OP	2,900.00	@
Lumbini	OP	2,350.00	@
Mahesland	OP	2,350.00	
Lenama Hills	OP	2,350.00	
Dampahala	OP	2,350.00	
Sihara	OP	2,250.00	@
Green Lanka	OP	2,250.00	
Liyonta	OPA	2,400.00	
A C U Super	OPA	2,250.00	@
Mulatiyana Hills	OPA	2,200.00	@
Lions	OPA	2,200.00	@
Rotumba	OPA	2,200.00	
Liyonta	PEK	2,650.00	
Galatara	PEK1	2,500.00	
Rajjuruwatta Super	PEK1	2,450.00	@
A C U Super	PEK1	2,450.00	@
Nilrich	PEK1	2,450.00	@
Andaradeniya Super	PEK1	2,450.00	
Ceciliyan	BOP	3,200.00	
Ceciliyan	BOPSp	2,950.00	
Hidellana	BOPF	2,700.00	
Sithaka	BOPF	2,700.00	
Rajjuruwatta Super	BOPF	2,550.00	@
Sunrise	BOPF	2,550.00	
Brombil	BOPFSp	**2,900.00	
Golden Garden	BOPFSp	**2,900.00	
Golden Garden	BOPFSp	2,850.00	@
Wathurawila	BOPFSp	2,800.00	@
Kiruwanaganga	BOPFSp	2,800.00	
Sithaka	FBOP	3,750.00	
Hidellana	FBOP1	3,550.00	
Sihara	FBOPF	3,450.00	@
New J.S.P	FBOPF	3,400.00	@
Himara	FBOPF	3,350.00	@
Golden Garden	FBOPF1	3,300.00	
Hiniduma Smallholders	FBOPF1	3,300.00	

DUSTS			
Great Western	DUST1	1,800.00	
Ceciliyan CTC	PD	1,700.00	
PREMIUM FLOWERY			
Brombil	FBOPFSp	9,800.00	
Lenama Hills	FBOPFExSp	9,450.00	
New Vithanakande	FBOPFExSp	8,950.00	
Yalta	FBOPFExSp	8,550.00	@
Nilgiri	FBOPFExSp	8,500.00	@
Brombil	FBOPFExSp1	9,500.00	
Wathurawila	FBOPFExSp1	9,300.00	@
OFF GRADES			
Wellandura 'Special'	FGS/FGS1	**2,150.00	
Hingalgoda Ctc	PF	2,050.00	
Galaboda Group	BM	**2,300.00	
Halpewatte Uva	BP	2,050.00	
Chandrika Estate	BP	1,950.00	
Veddagala	BP	1,900.00	@
Houpe Special	BOP1A	**2,500.00	
Golden Garden	BOP1A	2,050.00	@

FUTURE SALES INFORMATION

SALE NO 36 OF 13TH / 14TH SEPTEMBER 2022

EX-ESTATE	H/M-OFF GR & DUST	LEAFY/ SEMI LEAFY/ TIPPY/PREM & BOP1A
ES	Forbes & Walker Tea Brokers (Pvt) Ltd	Bartleet Produce Marketing (Pvt) Ltd
BA	Mercantile Produce Brokers (Pvt) Ltd	Ceylon Tea Brokers PLC
MB	Asia Siyaka Commodities PLC	Eastern Brokers Ltd
AS	John Keells PLC	Asia Siyaka Commodities PLC
LC	Eastern Brokers Ltd	Lanka Commodity Brokers
CTB	Ceylon Tea Brokers PLC	John Keells PLC
JK	Lanka Commodity Brokers	Mercantile Produce Brokers (Pvt) Ltd
FW	Bartleet Produce Marketing (Pvt) Ltd	Forbes & Walker Tea Brokers (Pvt) Ltd

Buyers Prompt: 20.09.2022

Sellers Prompt: 21.09.2022

AWAITING SALE - CATALOGUE DETAILS

	SALE OF 13TH / 14TH SEP 2022		SALE OF 20TH / 21ST SEP 2022	
	LOTS	QTY(KGS)	LOTS	QTY(KGS)
EX-ESTATE	510	566,130	501	571,156
HIGH AND MEDIUM	1,034	480,430	1,141	534,283
LOW GROWN (LEAFY)	1,615	621,048	2,004	754,873
LOW GROWN (SEMI LEAFY)	1,035	425,080	1,351	562,441
LOW GROWN (TIPPY)	1,690	819,100	2,142	1,050,593
OFF GRADES+BOP1A	1,881	978,325	2,266	1,175,436
DUSTS	348	303,998	400	346,508
PREMIUM FLOWERY	376	59,629	460	73,614
TOTAL	8,489	4,253,740	10,265	5,068,904
MAIN SALE & EX ESTATE CLOSED ON	25TH AUGUST 2022		01ST SEPTEMBER 2022	

SALE NO.38 – 27TH / 28TH SEPTEMBER 2022

Ex-Estate catalogue and Main Sale catalogues are scheduled to be closed on the 08th September 2022.

SALE NO.39 – 04TH / 05TH OCTOBER 2022

Ex-Estate catalogue and Main Sale catalogues are scheduled to be closed on the 15th September 2022.

SALE NO.40 – 11TH / 12TH OCTOBER 2022

Ex-Estate catalogue and Main Sale catalogues are scheduled to be closed on the 22nd September 2022.

ELEVATION WISE – STATISTICS – COLOMBO AUCTION AVERAGES

Elevation	WEEK BEFORE LAST	LAST WEEK	LAST YEAR	YEAR BEFORE
	(RS) Sale- 24.08.2022	(RS) Sale- 30.08.2022	(RS) Corres 2021	(RS) Corres 2020
Uva High	1344.38	1293.70	568.35	527.42
Western High	1493.52	1502.35	573.31	549.03
CTC High	1368.87	1267.05	511.61	509.19
Total High Grown	1436.31	1422.56	571.43	541.87
Uva Medium	1335.50	1389.25	572.47	562.63
Western Medium	1195.23	1166.35	494.27	503.19
CTC Medium	1092.60	1061.61	448.67	477.12
Total Medium Grown	1239.52	1234.18	518.08	522.74
Orthodox Low	1670.28	1773.89	636.86	657.37
CTC Low	1379.21	1257.25	501.92	473.26
Total Low Grown	1654.03	1727.39	630.67	648.50
TOTAL	1546.72	1585.85	598.20	606.68

Elevation	WEEK BEFORE LAST	LAST WEEK	LAST YEAR	YEAR BEFORE
	(\$) Sale- 24.08.2022	(\$) Sale- 30.08.2022	(\$) Corres 2021	(\$) Corres 2020
Uva High	3.72	3.58	2.81	2.83
Western High	4.14	4.16	2.83	2.95
CTC High	3.79	3.51	2.52	2.74
Total High Grown	3.98	3.94	2.82	2.91
Uva Medium	3.70	3.85	2.83	3.02
Western Medium	3.31	3.23	2.44	2.70
CTC Medium	3.03	2.94	2.21	2.56
Total Medium Grown	3.43	3.42	2.56	2.81
Orthodox Low	4.63	4.91	3.14	3.53
CTC Low	3.82	3.48	2.48	2.54
Total Low Grown	4.58	4.78	3.11	3.48
Weekly Total (USD)	4.28	4.39	2.95	3.26
Exchange Rate (LKR)	361.00	361.29	202.62	186.16

Elevation	TODATE	TODATE	TODATE	TODATE	TODATE	TODATE
	2020 (RS)	2021 (RS)	2022 (RS)	2020 (\$)	2021 (\$)	2022 (\$)
Uva High	542.66	553.16	1009.79	2.93	2.81	3.33
Western High	588.39	599.33	999.85	3.17	3.04	3.30
CTC High	544.84	528.33	864.63	2.94	2.68	2.85
Total High Grown	574.46	585.35	1003.16	3.10	2.97	3.31
Uva Medium	584.11	571.58	1073.12	3.15	2.90	3.54
Western Medium	527.97	542.89	901.11	2.85	2.76	2.97
CTC Medium	496.60	504.08	751.86	2.68	2.56	2.48
Total Medium Grown	545.68	551.52	954.30	2.94	2.80	3.15
Orthodox Low	684.72	657.57	1285.25	3.69	3.34	4.24
CTC Low	468.73	507.95	902.87	2.53	2.58	2.98
Total Low Grown	668.11	649.15	1259.03	3.60	3.30	4.15
TOTAL	627.15	618.74	1152.75	3.38	3.14	3.80
Cumulative Sale Averages – 1 USD= Rs. (Monthly Weighted Average)				185.45	196.83	303.22

(Source: MSL/ CBSL)

WORLD TEA PRODUCTION (IN MILLION KILOS)

Country	Month	Month		To-date		Diff(+/-)
		2021	2022	2021	2022	2021 vs 2022
Sri Lanka	Jul	26.4	19.9	188.1	153	-35.1
Bangladesh	Jul	12.34	11.27	37.76	38.33	0.57
North India	Jul	158.6	133.3	483.9	475.7	-8.2
South India	Jul	21.9	19.2	144.7	138.2	-6.5
Malawi	May	3.7	4.5	32.4	30.5	-1.9
Kenya	May	45.3	50	230.6	227.1	-3.5

(Source: Africa Tea Brokers/National Brokers Ltd)

MOMBASA AUCTION of 05TH/ 06TH & 07TH SEPTEMBER 2022

There was improved demand for the 170,000 packages (11,291,107.00 kilos) on offer with 25.64% remaining unsold.

Pakistan Packers, Bazaar and Afghanistan lent more support with improved interest from Egyptian Packers, UK, Yemen and other Middle Eastern countries. Kazakhstan and other CIS states showed more but irregular activity while Sudan and Russia maintained interest with more enquiry from Iran. Local Packers were less active. Somalia were more active at the lower end of the market.

LEAF GRADES (M2) Best - Were irregular ranging between firm to USC48 above previous levels to easier by a similar margin. Brighter - Ranged between steady to between USC14 to USC18 dearer but a few selected tea prices adjusted downwards by USC32 and USC66. Mediums - KTDA mediums were firm to dearer by USC11 but some invoices shed up to USC10 with plantation mediums varying between USC12 dearer to easier by up to USC20. Lower Mediums - Varied between steady to USC24 dearer to USC16 below last rates. Plainer - Advanced by up to USC18.

PF1: Best - Appreciated by up to USC22 but a few lines shed up to USC10. Brighter - Saw more competition and gained up to USC14. Mediums - KTDA mediums were firm to USC5 above previous prices while plantation mediums were irregular ranging between steady to USC12 dearer to easier by up to USC8. Lower Mediums - Varied between firm to USC16 dearer to easier by USC14. Plainer - Steady to USC22 dearer to easier by up to USC8.

PDUST: Best - Saw good enquiry at firm to USC14 above last levels. Brighter - Were mostly steady to USC18 dearer but a few lines shed up to USC4. Mediums - KTDA mediums held value at last prices while plantation mediums advanced by up to USC13. Lower Medium - Were mainly firm to USC13 dearer but some lines shed up to USC14. Plainer - Ranged between steady to USC9 dearer to easier by up to USC7.

DUST1: Best - Appreciated by up to USC20. Brighter - Gained up to USC12. Mediums - KTDA mediums varied between firm to USC6 dearer to easier by a similar margin while plantation mediums advanced by up to USC12 but a few invoices shed up to USC4. Lower Medium - Were irregular ranging between steady to USC8 dearer to easier by up to USC10. Plainer - Met irregular activity and varied between firm to USC14 dearer to USC12 easier.

SECONDARY GRADES (S1) In the Secondary Catalogues, best BPs were dearer with others firm while PFs were irregular but on a balance dearer. Clean well sorted coloury Fannings tended easier with similar DUSTs irregularly discounted. Other Fannings held value with DUSTs firm. BMFs were well absorbed at dearer rates.

(Courtesy - Africa Tea Brokers Limited)

GUWAHATI AUCTION OF 07TH SEPTEMBER 2022

Fair general demand at steady to easier levels following quality. Based on CBL's 68 % and ABL's 78% sale. HUL/ WI/ Internal operating. TCPL selective.

(Courtesy - Associated Brokers Pvt. Ltd., Guwahati)

BANGLADESH AUCTION OF 05TH SEPTEMBER 2022

CTC LEAF: 43,453 packages of Current Season teas on offer met with a fairly strong demand.

BROKENS: Best liquoring varieties met with a strong demand and were mostly firm to occasionally dearer following competition. Good Brokens were well supported at around last levels whilst Mediums witnessed quite a good demand but often eased slightly. Plain varieties met with fair interest at around last levels with some withdrawals. BLF teas met with less demand at slightly easier rates but there were more withdrawals.

FANNINGS: Best Fannings continued to be a strong feature of the sale and were mostly firm to dearer following competition. Good and Mediums saw good demand and were generally firm. Plain Fannings witnessed a fair demand and were mostly steady. BLF teas met with less demand at slightly easier rates but there were more withdrawals.

CTC DUST: 7,739 packages of Current Season teas on offer met with a fairly good demand. Good liquoring Dusts sold well at a drop of Tk.10/- to Tk.12/-. Their Mediums were irregular around last levels. Plain and BLF Dusts were an easier market and saw more withdrawals compared to previous sale. Blenders lent good support with fair interest from the Loose tea buyers.

COMMENTS: There was a larger weight of tea on offer which witnessed less competition particularly from the Loose tea buyers. Blenders continued to lend a fairly strong support at firm rates particularly for the brightest varieties. Dusts were an easier market.

(Courtesy - National Brokers Limited)

KOLKATA AUCTION OF 06TH / 07TH SEPTEMBER 2022

Good demand at irregularly easier levels following quality for Assams sold far. W I active . Exporters fair enquiry . HUL fair enquiry , TCPL fair enquiry. Based on ATB's Catalogue .

(Courtesy - Associated Brokers Pvt. Ltd., Kolkata)

MALAWI AUCTION OF 07TH SEPTEMBER 2022

There was improved demand at generally firm rates for the small quantity on offer of 2280 packages.

BP1- N/A

PF1 were firm on last where sold.

PD/PF were taken out without bids.

D1 - N/A.

Secondaries were firm to dearer where sold.

(Courtesy - Tea Brokers Central Africa Limited)

JAKARTA AUCTION

The above market report details were not available at the time of printing this publication.

Sri Lanka Tea Sale Averages - Sub Elevation Wise – Month of August 2022

(Excluding Black tea sales from refuse tea processing centres, Organic tea sales and Green tea sales)

Combined Averages (Orthodox & CTC)

ELEVATION	AUGUST 2022	JANUARY TO AUGUST - 2022
UVA HIGH	1,323.07	1,004.89
WESTERN HIGH	1,518.89	1,001.58
TOTAL HIGH GROWN	1,437.16	1,002.71
UVA MEDIUM	1,363.65	1,055.85
WESTERN MEDIUM	1,189.23	897.82
TOTAL MEDIUM GROWN	1,244.74	949.05
LOW GROWN	1,622.25	1,251.83
TOTAL	1,526.47	1,147.51

CTC Averages

ELEVATION	AUGUST 2022	JANUARY TO AUGUST - 2022
CTC HIGH	1,418.67	887.76
CTC MEDIUM	1,103.40	747.52
CTC LOW	1,390.81	886.91
CTC TOTAL	1,330.30	845.99

Orthodox Averages

ELEVATION	AUGUST 2022	JANUARY TO AUGUST - 2022
UVA HIGH	1,317.34	1,006.91
WESTERN HIGH	1,533.08	1,017.44
TOTAL HIGH GROWN	1,439.13	1,013.72
UVA MEDIUM	1,363.65	1,055.85
WESTERN MEDIUM	1,211.51	949.88
TOTAL MEDIUM GROWN	1,267.85	991.46
LOW GROWN	1,646.08	1,285.58
TOTAL	1,548.67	1,181.17

Sri Lanka Tea Sale Averages - Elevation Wise – Month of August 2022

(Including Black tea sales from refuse tea processing centres, Organic tea sales and Green tea sales)

ELEVATION	AUGUST				JANUARY to AUGUST			
	2022		2021		2022		2021	
	LKR	USD	LKR	USD	LKR	USD	LKR	USD
HIGH GROWN	1,388.26	3.85	555.41	2.77	982.76	3.25	585.68	2.97
MEDIUM GROWN	1,236.14	3.42	527.11	2.63	946.47	3.13	555.63	2.82
LOW GROWN	1,616.24	4.48	619.24	3.09	1,248.08	4.13	646.39	3.28
TOTAL	1,508.21	4.18	589.46	2.94	1,137.03	3.76	616.97	3.13

(Source: SLTB / CBSL)