



Ceylon
Tea
Brokers

MARKET SNAPSHOT

SALE NO. 32 - SALE OF 16TH / 17TH AUGUST 2022

CEYLON TEA BROKERS PLC

Level 7, Millenium House, No.46/58, Nawam Mawatha, Colombo 2.

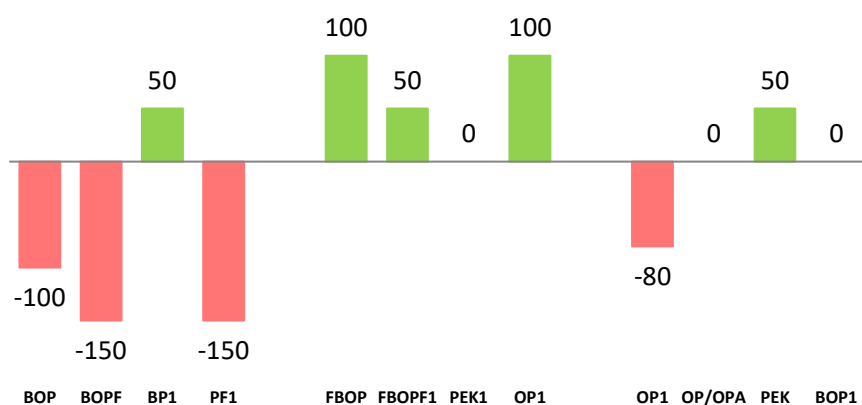
Tel:011-4607777 Fax: 011-4607788

Email : general@ceylonteabrokers.com ;

Web: www.ceylonteabrokers.com



Ex-Estate met with good demand at easier rates. Low Grown met with good demand.



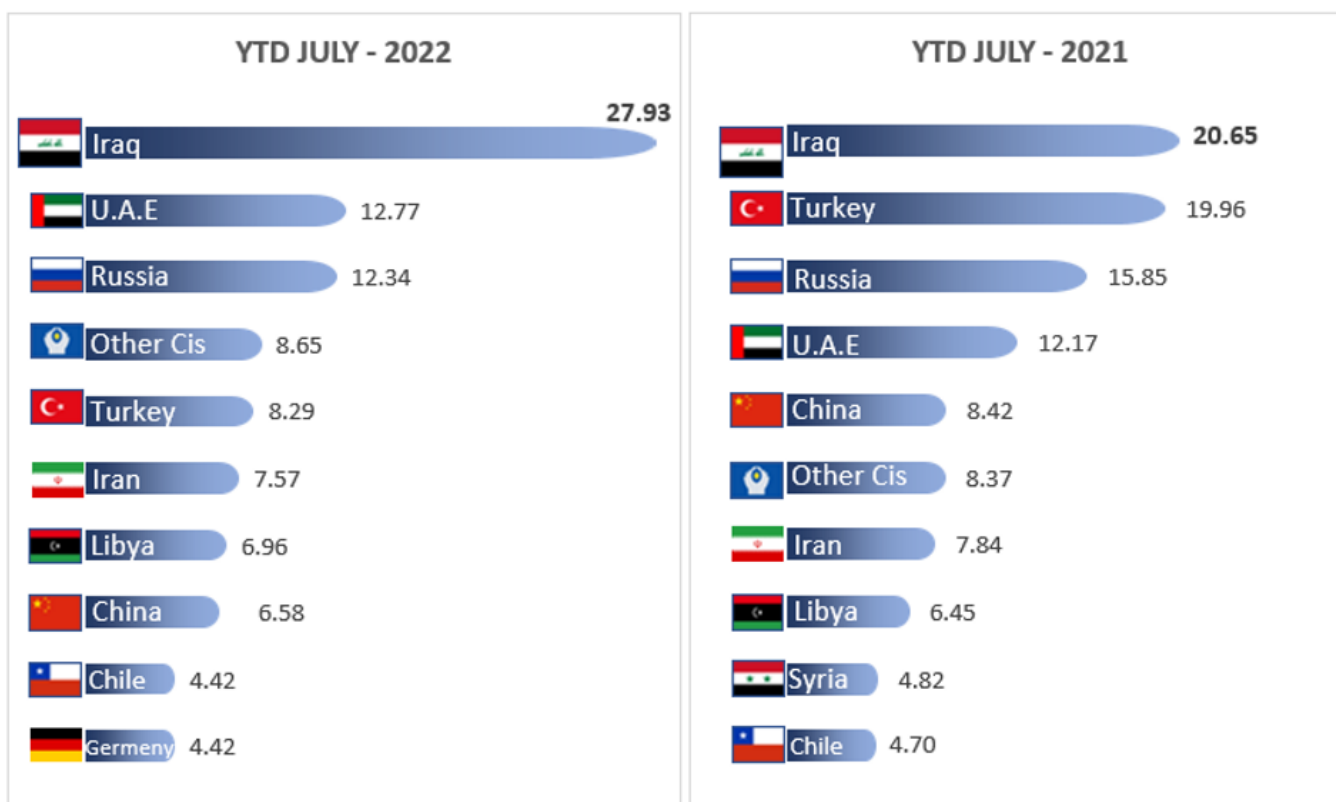
Currency - 17th August
LKR/USD 357.32

August (01st Sale)
National Average
Rs. 1,493.84/\$4.01

Elevation Average

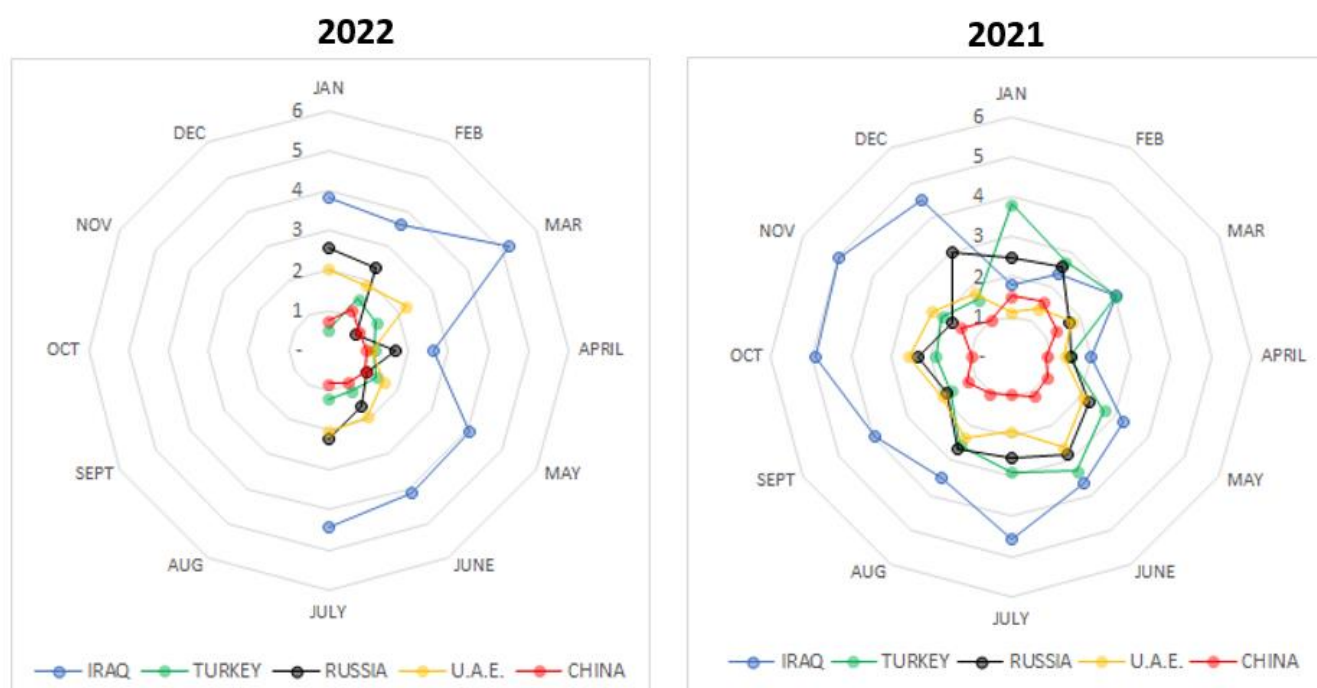
Elev	Rs	\$
High	1,438.40	3.34
Medium	1,251.14	3.19
Low	1,573.03	4.46

TOP 10 COUNTRY WISE SRI LANKAN TEA EXPORT QUANTITY (MN KG)
YTD JULY - 2022 VS 2021



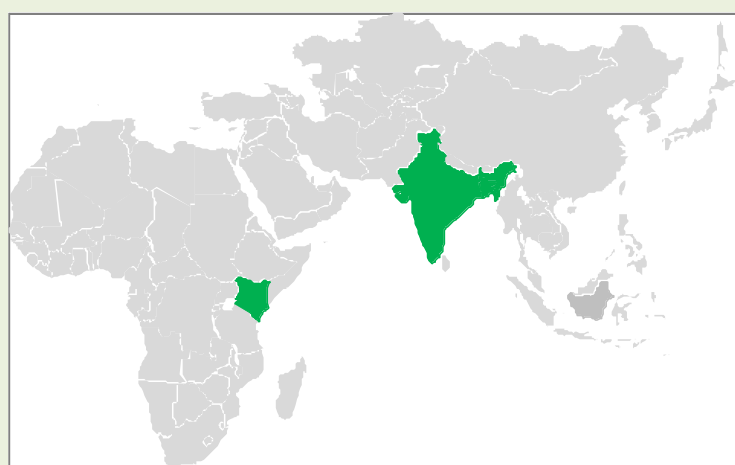
Source: SL Customs - Statistical Division

MONTHLY SRI LANKA TEA EXPORTS (IN MN KG) IRAQ, TURKEY, RUSSIA, U.A.E, CHINA – 2022 VS 2021



Source: SL Customs - Statistical Division

MARKET MOVEMENT AT INTERNATIONAL AUCTION CENTERS THIS WEEK



-  Bangladesh 
-  India 
-  Kenya 
-  Indonesia market report details were not available at the time of printing this publication.

COMMENTS

Sale	Ex-Estate		Low Grown (Leafy/Tippy)		Total	
	Qty	Demand	Qty	Demand	Qty	Demand
32	0.68 Mkgs	Good but at lower rates	2.19 Mkgs	Good	5.13 Mkgs	Good

WESTERN				
	SELECT BEST	BEST	BELOW BEST	PLAINER
BOP	↓ 150/-	↓ 100/-	↓ 50/-	↓ 100/-
BOPF	↓ 150/-	↓ 100/-	↑ 100/-	↓ 150/-

	NUWARA ELIYA	UDA PUSSELLAWA	UVA
BOP	Irregular	↓ 50/-	↓ 20/-
BOPF	Irregular	↓ 150/-	↓ 100/-

	HIGH	MEDIUM	LOW
BP1	↑ 100/-	↑ 50/-	Irregular
PF1	Irregular	↓ 100/-	↓ 400/-

HIGH & MEDIUM				
	SELECT BEST	BEST	BELOW BEST	OTHERS
BOP1	↑ 100/-	↑ 100/-	↑ 100/-	↑ 100/-
OP1	↑ 100/-	↑ 50/-	↑ 50/-	Firm
FBOP	↑ 100/-	↑ 100/-	↑ 50/-	↑ 50/-
FBOPF1	↑ 50/-	↑ 50/-	↓ 50/-	↓ 50/-
PEK	↑ 100/-	↑ 50/-	↑ 50/-	↑ 50/-
PEK1	↑ 100/-	↑ 50/-	Firm	Firm
OP/OPA	↓ 50/-	Firm	↑ 50/-	↑ 50/-

LEAFY / SEMI LEAFY				
	SELECT BEST	BEST	BELOW BEST	OTHERS
OP1	Firm	↓ 80/-	↓ 80/-	↓ 60/-
BOP1	Firm	Firm	Firm	Firm
OP/OPA	Firm			
PEK	↑ 50/-			
PEK1	↑ 80/-			

SMALL LEAF / TIPPY				
FBOP	↓ 50/-	↑ 20/-	↑ 40/-	Firm
FBOP1	Firm	↑ 30/-	↑ 20/-	↑ 20/-
FBOPF1	↑ 50/-	↑ 40/-	↑ 40/-	↑ 30/-

PREMIUM FLOWERY	
Select Best	↑ 500 - 1000/-
Best	Firm
Others	↓ 100-200/-



Crude Oil
As at 17th August 2022 – USD 93.17



Mombasa Auction
Demand: Fairly good general demand

Sri Lanka Tea Production for the month of July 2022 amounted to 19.86 Mn/Kg, vis-à-vis 26.38 Mn/Kg in 2021. (-6.52 Mn/Kg). Cumulative crop to end July 2022 was 153.03 Mn/Kg, compared with 188.10 Mn/Kg in 2021. (-35.07 Mn/Kg)

Elevation wise analysis shows that for the month of July 2022 High, Medium & Low Grown show a decrease of -1.76Mn/Kg, -1.95 Mn/Kg & -2.81Mn/Kg respectively when compared to the same month last year.

CTC's recorded 1.69 Mn/Kg for the month of July 2022 vis-à-vis 2.16 Mn/Kg last year. (-0.47Mn/Kg)

(Please refer page No.15 for more details)

Sri Lanka Tea Exports –Total quantity of tea exported for the month of July 2022 including Re-Exports with imported Tea amounted to 22.76 Mn/kg, recording a decline of 2.79 Mn/kg (-10.91%) compared to the same period last year. The FOB price per Kg for the month was LKR 1863.74 vis-à-vis LKR 901.35 (LKR + 962.38). Total export earnings recorded an increase of LKR 19.39 Billion (84.22%) in 2022 as against the same month last year.

(Please refer page No.16 &17 for more details)

CURRENCY BOARD – AS AT 17TH AUGUST 2022

	United States Dollars (USD)		European Community Euro (EUR)		United Kingdom pounds (GBP)	
	Corresponding		Corresponding		Corresponding	
	2022	2021	2022	2021	2022	2021
Sri Lankan Rupee	357.32	198.20	361.61	232.02	430.52	273.01

(Courtesy - Central Bank of Sri Lanka)

Indian Rupee	79.25	74.05	80.50	87.25	95.59	102.57
Kenyan Shilling	118.65	108.34	120.53	127.66	143.12	150.07
Bangladesh Taka	93.40	83.18	94.88	98.01	112.67	115.21
Indonesian Rupiah	14,755.80	14,367.90	14,989.50	16,929.10	17,798.60	19,900.70
Malawi Kwacha	1,014.86	804.82	1,030.93	948.29	1,224.14	1,114.74
Vietnam Dong	23,404.10	22,792.50	23,774.80	26,855.70	28,230.50	31,569.60

(Courtesy - Oanda Corporation)

SRI LANKA RUPEE AGAINST US DOLLAR

TIME PERIOD 10/08/2022 TO 17/08/2022 (SPOT RATE)

10/08/2022	357.30	15/08/2022	357.29	17/08/2022	357.32
12/08/2022	357.25	16/08/2022	357.38		

(Courtesy - Central bank of Sri Lanka)

QUANTITY SOLD DURING THE PERIOD 08TH – 13TH AUGUST 2022

	2022		2021	
	WEEKLY	TODATE	WEEKLY	TODATE
PRIVATE SALES	59,826.50	2,697,015.58	117,324.00	3,785,476.00
PUBLIC AUCTION	4,770,008.00	156,532,868.00	5,313,709.00	184,751,450.00
FORWARD CONTRACTS	10,000.00	1,131,240.00	57,560.00	1,276,370.00
DIRECT SALES	-	-	-	-
TOTAL	4,839,834.50	160,361,123.58	5,488,593.00	189,813,296.00
BMF EXCLUDED FROM PRIVATE SALE	124,308.00	4,413,934.00	102,331.00	6,125,858.00

TEA
TECH
TIPS

When packing tea from several days makes, blend well preferably in a bulking machine.

CROP AND WEATHER (FOR THE PERIOD 08TH – 14TH AUGUST 2022)





























The Western and Nuwara Eliya planting districts experienced clear weather throughout. The Department of Meteorology forecasts heavy showers in Nuwara Eliya in the week ahead.

The Uva/Udapussellawa's reported bright weather. Heavy evening showers are expected in Uva in the coming week.

The Low grown districts reported sunny weather.

All regions recorded a decline in crop intakes except for the Nuwara Eliya's which maintained.

WEATHER FORECAST (FOR THE PERIOD 18TH – 24TH AUGUST 2022)

	Thu (18/8)	Fri (19/08)	Sat (20/08)	Sun (21/08)	Mon (22/08)	Tue (23/08)	Wed (24/08)
Galle	30°/27°C 	30°/27°C 	29°/27°C 	30°/27°C 	31°/27°C 	30°/27°C 	31°/26°C 
	30°/26°C 	31°/26°C 	29°/26°C 	30°/26°C 	31°/26°C 	31°/25°C 	32°/25°C 
Matara	29°/24°C 	29°/24°C 	28°/24°C 	29°/25°C 	30°/25°C 	30°/24°C 	31°/23°C 
	23°/19°C 	23°/19°C 	22°/19°C 	23°/19°C 	24°/19°C 	25°/19°C 	25°/18°C 

ORDER OF SALE THIS WEEK

EX EST	H/M-OFF GR & DUST	LEAFY/ SEMI LEAFY/ TIPPY/PREM & BOP1A
LC	Mercantile Produce Brokers (Pvt) Ltd	Ceylon Tea Brokers PLC
CTB	Forbes & Walker Tea Brokers (Pvt) Ltd	Lanka Commodity Brokers
JK	Bartleet Produce Marketing (Pvt) Ltd	Eastern Brokers Ltd
FW	Lanka Commodity Brokers	John Keells PLC
ES	Ceylon Tea Brokers PLC	Forbes & Walker Tea Brokers (Pvt) Ltd
BA	Eastern Brokers Ltd	Mercantile Produce Brokers (Pvt) Ltd
MB	John Keells PLC	Bartleet Produce Marketing (Pvt) Ltd
AS	Asia Siyaka Commodities PLC	Asia Siyaka Commodities PLC

CATALOGUE	LOTS	QTY (KGS)
EX-ESTATE	625	680,024
HIGH AND MEDIUM	1,329	632,897
LOW GROWN (LEAFY)	1,898	767,992
LOW GROWN (SEMI LEAFY)	1,238	517,761
LOW GROWN (TIPPY)	1,845	905,564
OFF GRADES + BOP1A	2,178	1,184,190
DUSTS	413	380,558
PREMIUM FLOWERY	428	68,333
TOTAL	9,954	5,137,319

HIGH GROWN TEAS

BOP

Best Western's declined by Rs.100-200/- per kg. A few Below best teas were barely steady whilst others were Rs. 50/- per kg lower. Plainer teas lost up to Rs. 100 /- per kg. Nuwara Eliya's were irregular and barely steady. Uda Pussellawa's were lower by Rs. 50/- per kg. Seasonal Uva's were irregular following quality whilst others were firm to Rs.20-40/- per kg easier.

BOPF

Best Western's were Rs 100-200/- per kg easier. Teas in the below best category were firm and lower by Rs. 50-100/- per kg. Plainer teas dropped by Rs. 100-150/- per kg. Hardly any offerings for Nuwara Eliyas'. Uda Pussellawa's eased by Rs. 100-150/- per kg. Seasonal Uvas were irregular following quality whilst others shed Rs. 100-150/- per kg.

MEDIUM GROWN TEAS

BOPF

Select best and best were dearer whilst others firm.

BOP1/OP1

BOP1: In general, dearer by Rs. 100/- per kg

OP1: Select best gained by Rs. 100/- per kg. Best and below best moved up by Rs. 50/- per kg. Others were firm.

OP/OPA

Select best declined by Rs. 50/- per kg. Best were firm. Below best appreciated by Rs. 50/- per kg. Others were up by Rs. 100/- per kg.

PEKOE/PEKOE1

PEK: Select best appreciated by Rs. 100/- per kg whilst all others gained by Rs. 50/- per kg

PEK1: Select best dearer by Rs. 100/- per kg. Best gained by Rs.50/- per kg whilst others were firm.

FBOP/FBOPF1

FBOP: Select best and Best moved up by Rs. 100/- per kg whilst all others appreciated by Rs. 50/- per kg.

FBOPF1: Select best and best gained by Rs. 50/- per kg whilst others declined by Rs. 50/- per kg.

CTC

HIGH GROWN

BP1 – Firm to Rs. 50-60/- per kg dearer.

PF1 – Firm and irregularly dearer.

MEDIUM GROWN

BP1 – Firm to Rs. 50-60/- per kg higher.

PF1 – Dropped by Rs. 100-200/- per kg.

LOW GROWN

BP1 – Irregular

PF1 – Declined by Rs. 400-500/- per kg

QUOTATIONS-HIGH GROWNS	BOP		BOPF	
BEST WESTERNS	1600	1800	1750	2000
BELOW BEST WESTERNS	1350	1550	1500	1700
PLAINER WESTERNS	1200	1300	1380	1500
NUWARA ELIYAS	1550	1750	1460	
UDAPUSSELLAWAS	1220	1500	1320	1550
BEST UVAS	1460	3000	1500	2950
OTHER UVAS	1300	1420	1300	1460
GOOD MEDIUMS	1800	2500	N/A	
POOR MEDIUMS	1020	1600	940	1320
QUOTATIONS – UNORTHODOX	BP1		PF1	
(CTC) CTC (High & Medium)	940	1220	1300	2250
CTC (Low)	1500		2150	3000

LOW GROWN

BOP1	Select best gained whilst others and below best were irregularly dearer. Teas at the lower end maintained.
OP1	A few select best maintained whilst best and below best were fully firm to dearer. Poorer sorts remained unchanged
OP	Well-made varieties together with cleaner below best were fully firm to dearer. Bottom and others were firm.
OPA	Well-made sorts together with cleaner below best followed a similar trend to their OP counterparts. Poorer types gained.
PEKOE/PEKOE1	Select best teas together with full range of bold PEKs advanced. Cleaner below best teas types and the rest too appreciated.
FBOP/FBOP1	Few select best invoices were dearer whilst all others were firm.
BOP	Select best and best were selectively dearer. All others were firm.
BOPF	Select best were lower whilst all others were firm.
FBOPF/FBOPF1	Select best and best were dearer whilst all others held firm.

QUOTATIONS	SELECT BEST	BEST	BELOW BEST	OTHER
BOP1	3500-3900	2500-3500	2000-2500	1000 - 1800
OP1	3000-3650	2000-3000	1400-2000	500-1000
OP	2000-2350	1400-1800	1000-1400	500-1000
OPA	2000-2450	1400-1800	1000-1400	500-1000
PEKOE	2000-2600	1500-2000	1000-1500	600-1000
PEKOE1	2000-2500	1500-2000	1000-1500	600-1000
FBOP1	2800-3650	2200-2700	1600-2100	Below 1500
FBOP	2700-3700	2200-2700	1700-2200	Below 1500
BOP	2300-2850	1800-2200	1400-1700	Below 1300
BOPF	2200-2850	1500-2100	900-1400	Below 900
FBOPF1	2700-3450	2100-2600	1500-2000	Below 1300
FBOPF	3500-6300	2400-3200	1800-2200	Below 1300
FFSP/FFEXSP/FFEXSP1	8800-10950	7400-8500	5200-7000	Below 4000

OFF GRADES

- FGS/FGS1** High grown varieties maintained. Medium and low grown gained Rs. 10-20 per kg.
- BM/BP** **BM** – Best varieties were dearer by Rs. 10-20 per kg. Below best and bottom advanced Rs. 30-40/- per kg.
BP – Shed by Rs. 40-50 per kg.
- BOP1A** Well-made teas appreciated by Rs.20-30/- per kg whilst the Below Best varieties gained substantially. Teas at the lower end advanced by Rs. 30-40 per kg.

	HIGH		MEDIUM		LOW	
BETTER FNGS	960	1460	960	1280	920	1220
OTHER FNGS	520	890	510	940	420	900
P.FGS (CTC)	N/A		620	1000	620	2600
BP	660	1500	530	2050	550	2300
BM	510	880	530	1200	500	2150
BOP1A	540	1200	550	1600	500	1950

DUST

- DUST1** High grown and CTC were irregularly lower. Best low grown were dearer by Rs. 50-60/- whilst below best were firm.
- DUST** Clean secondaries were firm to irregularly Lower. Low grown were firm.

	HIGH		MEDIUM		LOW	
PRIMARY DUSTS	1100	2650	800	1220	850	1320
SECONDARY DUSTS	840	1100	680	840	600	840
PDUST (CTC)	1100	1440	940	1380	870	1900

TOP PRICES - SALE NO. 32 OF 16TH / 17TH AUGUST 2022

WESTERN MEDIUM

Craighead	BOP	2,500.00	
Doombagastalawa	BOPSp	2,350.00	
Craighead	BOPF/BOPFSp	**2,350.00	
Nayapane	BOP1	3,400.00	
Doombagastalawa	FBOP/FBOP1	3,400.00	
Hatale	FBOPF/FBOPF1	*2,700.00	
Uplands	OP/OPA	1,950.00	
Orange Field	OP1	2,750.00	
New Rothschild	OP1	2,450.00	@
Uplands	PEK/PEK1	2,150.00	

WESTERN HIGH

Torrington	BOP	1,800.00	
Great Western	BOP	1,800.00	
Somerset	BOP	1,800.00	
Queensberry	BOPSp	2,300.00	
Ingestre	BOPF/BOPFSp	2,000.00	
Bogahawatte	BOP1	3,400.00	@
Great Western	FBOP/FBOP1	3,000.00	
Bogahawatte	FBOP/FBOP1	2,850.00	@
Glenloch	FBOPF/FBOPF1	**3,050.00	
St Andrews	OP/OPA	2,000.00	
St Andrews	OP1	2,650.00	
St Andrews	PEK/PEK1	2,100.00	

NUWARA ELIYA

Kenmare	BOP	1,550.00	
Lovers Leap	BOPF/BOPFSp	1,460.00	
Court Lodge	FBOP/FBOP1	2,200.00	
Court Lodge	OP/OPA	1,120.00	
Kenmare	PEK/PEK1	1,550.00	

UDA PUSSELLAWAS

Luckyland	BOP	1,480.00	
Kirklees	BOP	1,480.00	
Kirklees	BOPSp	1,500.00	
Mooloya	BOPF/BOPFSp	1,550.00	
Alma	BOP1	2,250.00	@
Gordon	FBOP/FBOP1	2,000.00	
Alma	FBOP/FBOP1	1,440.00	@
Delmar	FBOPF/FBOPF1	2,250.00	
Alma	OP/OPA	1,440.00	@
Gordon	OP1	1,400.00	
Alma	PEK/PEK1	1,900.00	@
Gordon	PEK/PEK1	1,900.00	

UVA MEDIUM

St.James	BOP	2,350.00	
Demodera 'S'	BOPSp	2,450.00	
Haputale Super	BOPF/BOPFSp	2,000.00	
St.James	BOPF/BOPFSp	2,000.00	
Wewesse	BOP1	3,400.00	
Halpewatta Uva	FBOP/FBOP1	2,800.00	
Ury	FBOP/FBOP1	2,750.00	@
Dickwella	FBOPF/FBOPF1	**2,650.00	
Shawlands	OP/OPA	**2,150.00	
Glen Alpin	OP1	2,850.00	
St.James	PEK/PEK1	2,900.00	

UVA HIGH

Uvakellie	BOP	2,300.00	
Ranaya	BOPSp	2,350.00	@
Uva Highlands	BOPF/BOPFSp	2,950.00	
Oodoowerre	BOP1	2,850.00	
Glenanore	FBOP/FBOP1	2,750.00	
Gonamotawa	FBOP/FBOP1	2,750.00	
Ranaya	FBOP/FBOP1	2,700.00	@
Glenanore	FBOP/FBOP1	2,700.00	
Glenanore	FBOPF/FBOPF1	2,500.00	
Ranaya	FBOPF/FBOPF1	2,450.00	@
Oodoowerre	FBOPF/FBOPF1	2,450.00	
Glenanore	FBOPF/FBOPF1	2,450.00	
Poonagalla	OP/OPA	1,800.00	
Glenanore	OP/OPA	1,800.00	
Glenanore	OP1	2,700.00	
Uva Highlands	PEK/PEK1	2,550.00	
Aislaby	PEK/PEK1	2,550.00	

UNORTHODOX HIGH

Dunsinane CTC	PF1	**2,250.00	
Dunsinane CTC	BP1	*1,400.00	

UNORTHODOX MEDIUM

New Peacock CTC	PF1	1,800.00	
Delta CTC	BP1	**1,220.00	
Aultmore CTC	BPS	1,040.00	@

UNORTHODOX LOW

Kalubowitiyana CTC	PF1	3,000.00	
Ceciliyan CTC	BP1	1,500.00	
Lantern Hill CTC	BPS	1,060.00	

TOP PRICES - SALE NO. 32 OF 16TH / 17TH AUGUST 2022

LOW GROWN			
Pothotuwa	BOP1	3,900.00	
New Vithanakande	OP1	3,650.00	
Wijaya Group	OP	2,350.00	
Dampahala	OP	2,350.00	
Liyonta	OPA	2,450.00	
Rotumba	OPA	2,400.00	
Himara	OPA	2,350.00	@
Green Lanka	OPA	2,350.00	
Navinda	OPA	2,350.00	
Liyonta	PEK	2,600.00	
Wathurawila	PEK	2,450.00	@
Brombil	PEK	2,450.00	
Samrin	PEK	2,450.00	
Rajjuruwatta Super	PEK1	2,500.00	@
Galatara	PEK1	2,500.00	
Matuwagalla Super	PEK1	2,450.00	@
Makandura	PEK1	2,450.00	
Kuttapitiya Super	PEK1	2,400.00	@
Nilrich	PEK1	2,400.00	@
Andaradeniya Super	PEK1	2,400.00	
Peak View Super	BOP	2,850.00	@
Ceciliyan	BOP	2,850.00	
Makandura	BOP	2,850.00	
Matuwagalla Super	BOP	2,800.00	@
Ceciliyan	BOPSp	**3,050.00	
Arbour Valley	BOPSp	2,450.00	
Wathurawila	BOPSp	2,400.00	@
Sithaka	BOPF	2,850.00	
Mahaliyadda	BOPFSp	2,650.00	
Brombil	BOPFSp	2,550.00	
Kiruwanaganga	BOPFSp	2,550.00	
Stream Line	BOPFSp	2,550.00	
Wathurawila	BOPFSp	2,500.00	@
Arbour Valley	BOPFSp	2,500.00	
Makandura	BOPFSp	2,500.00	
New J.S.P	FBOP	3,700.00	@
Sithaka	FBOP1	3,650.00	
Kamarangapitiya	FBOPF	**6,300.00	
Bulathsinghala Tea	FBOPF	4,000.00	
Sihara	FBOPF	3,550.00	@
Hiniduma Smallholders	FBOPF1	3,450.00	

DUSTS

Great Western	DUST1	**2,650.00	
Ceciliyan CTC	PD	1,900.00	

PREMIUM FLOWERY

Rajjuruwatta Super	FBOPFSp	10,200.00	@
Brombil	FBOPFSp	9,900.00	
Menikkanda	FBOPFSp	9,150.00	@
Matuwagalla Super	FBOPFExSp	10,100.00	@
Lickra	FBOPFExSp	9,450.00	@
Nilgiri	FBOPFExSp	9,000.00	@
Nilgiri	FBOPFExSp	8,700.00	@
Brombil	FBOPFExSp1	**10,950.00	
Lions	FBOPFExSp1	9,900.00	@
Thundola Ella	FBOPFExSp1	9,750.00	@

OFF GRADES

Diyagama East	FGS/FGS1	1,460.00	
Hingalgoda CTC	PF	2,600.00	
Gunawardana	BM	**2,150.00	
Rotumba	BP	**2,300.00	
Matuwagalla Super	BOP1A	1,950.00	@
Rajjuruwatta Super	BOP1A	1,900.00	@

FUTURE SALES INFORMATION

SALE NO 33 OF 23RD / 24TH AUGUST 2022

EX-ESTATE	H/M-OFF GR & DUST	LEAFY/ SEMI LEAFY/ TIPPY/PREM & BOP1A
CTB	Ceylon Tea Brokers PLC	John Keells PLC
JK	Lanka Commodity Brokers	Mercantile Produce Brokers (Pvt) Ltd
FW	Bartleet Produce Marketing (Pvt) Ltd	Forbes & Walker Tea Brokers (Pvt) Ltd
ES	Forbes & Walker Tea Brokers (Pvt) Ltd	Bartleet Produce Marketing (Pvt) Ltd
BA	Mercantile Produce Brokers (Pvt) Ltd	Ceylon Tea Brokers PLC
MB	Asia Siyaka Commodities PLC	Eastern Brokers Ltd
AS	John Keells PLC	Asia Siyaka Commodities PLC
LC	Eastern Brokers Ltd	Lanka Commodity Brokers

Buyers Prompt: 30.08.2022

Sellers Prompt: 31.08.2022

AWAITING SALE - CATALOGUE DETAILS

	SALE OF 23RD / 24TH AUGUST 2022		SALE OF 30TH / 31ST AUGUST 2022	
	LOTS	QTY(KGS)	LOTS	QTY(KGS)
EX-ESTATE	591	645,990	479	528,348
HIGH AND MEDIUM	1,162	528,692	1,102	480,318
LOW GROWN (LEAFY)	1,827	718,700	1,741	668,436
LOW GROWN (SEMI LEAFY)	1,155	476,935	1,123	456,045
LOW GROWN (TIPPY)	1,780	862,220	1,787	850,733
OFF GRADES+BOP1A	2,157	1,134,813	1,972	1,058,050
DUSTS	392	346,324	358	326,986
PREMIUM FLOWERY	412	66,694	477	73,037
TOTAL	9,476	4,780,368	9,039	4,441,953
MAIN SALE & EX ESTATE CLOSED ON	04TH AUGUST 2022		12TH AUGUST 2022	

SALE NO.35 – 06TH / 07TH SEPTEMBER 2022

Ex-Estate catalogue and Main Sale catalogues are scheduled to be closed on the 18th August 2022.

SALE NO.36 – 13TH / 14TH SEPTEMBER 2022

Ex-Estate catalogue and Main Sale catalogues are scheduled to be closed on the 25th August 2022.

SALE NO.37 – 20TH / 21ST SEPTEMBER 2022

Ex-Estate catalogue and Main Sale catalogues are scheduled to be closed on the 01st September 2022.

ELEVATION WISE – STATISTICS – COLOMBO AUCTION AVERAGES

Elevation	WEEK BEFORE LAST	LAST WEEK	LAST YEAR	YEAR BEFORE
	(RS) Sale- 03.08.2022	(RS) Sale- 09.08.2022	(RS) Corres 2021	(RS) Corres 2020
Uva High	1328.92	1361.16	529.45	516.93
Western High	1450.78	1573.81	572.52	556.01
CTC High	1386.87	1468.19	513.21	505.80
Total High Grown	1399.44	1484.29	556.08	543.00
Uva Medium	1379.84	1371.76	557.59	573.32
Western Medium	1186.17	1209.85	506.58	522.23
CTC Medium	1096.74	1158.16	453.37	490.98
Total Medium Grown	1247.37	1260.16	523.46	536.94
Orthodox Low	1556.48	1594.12	623.78	676.42
CTC Low	1482.39	1613.38	482.18	446.64
Total Low Grown	1549.00	1594.13	618.82	661.90
TOTAL	1472.79	1517.14	589.21	618.91

Elevation	WEEK BEFORE LAST	LAST WEEK	LAST YEAR	YEAR BEFORE
	(\$) Sale- 03.08.2022	(\$) Sale- 09.08.2022	(\$) Corres 2021	(\$) Corres 2020
Uva High	3.68	3.77	2.65	2.79
Western High	4.02	4.36	2.86	3.00
CTC High	3.84	4.07	2.57	2.73
Total High Grown	3.88	4.11	2.78	2.93
Uva Medium	3.82	3.80	2.79	3.09
Western Medium	3.29	3.35	2.53	2.82
CTC Medium	3.04	3.21	2.27	2.65
Total Medium Grown	3.46	3.49	2.62	2.90
Orthodox Low	4.31	4.42	3.12	3.65
CTC Low	4.11	4.47	2.41	2.41
Total Low Grown	4.29	4.42	3.10	3.57
Weekly Total (USD)	4.08	4.20	2.95	3.34
Exchange Rate (LKR)	361.00	361.80	199.91	185.33

Elevation	TODATE	TODATE	TODATE	TODATE	TODATE	TODATE
	2020 (RS)	2021 (RS)	2022 (RS)	2020 (\$)	2021 (\$)	2022 (\$)
Uva High	544.16	554.06	983.48	2.93	2.81	3.30
Western High	591.88	601.45	967.39	3.19	3.06	3.24
CTC High	548.92	530.56	820.16	2.96	2.70	2.75
Total High Grown	577.47	587.41	972.70	3.11	2.98	3.26
Uva Medium	585.77	571.27	1051.26	3.16	2.90	3.52
Western Medium	528.47	546.84	879.26	2.85	2.78	2.95
CTC Medium	498.24	508.37	729.58	2.69	2.58	2.45
Total Medium Grown	546.60	554.17	932.51	2.95	2.82	3.13
Orthodox Low	685.91	659.92	1251.82	3.70	3.35	4.20
CTC Low	468.31	509.88	856.26	2.53	2.59	2.87
Total Low Grown	668.65	651.24	1225.01	3.61	3.31	4.11
TOTAL	628.08	620.88	1121.03	3.39	3.15	3.76

Cumulative Sale Averages – 1 USD= Rs. (Monthly Weighted Average) 185.45 196.83 298.39

(Source: MSL/ CBSL)

WORLD TEA PRODUCTION (IN MILLION KILOS)

Country	Month	Month		To-date		Diff(+/-)
		2021	2022	2021	2022	2021 vs 2022
Sri Lanka	Jul	26.4	19.9	188.1	153.0	-35.1
Bangladesh	Jun	13.35	12.59	25.43	27.06	1.63
North India	Jun	145.7	117	325.3	342.4	17.1
South India	Jun	25.3	24.3	122.8	119	-3.8
Malawi	May	3.7	4.5	32.4	30.5	-1.9
Kenya	Apr	44.3	41.2	185.3	177	-8.3

(Source: Africa Tea Brokers/National Brokers Ltd)

MOMBASA AUCTION of 15TH/ 16TH & 17TH AUGUST 2022

Fairly good general demand for the 186,468 packages (12,263,261.00 kilos) in the market; 32.93% were neglected.

Pakistan Packers, Yemen, other Middle Eastern countries and Afghanistan maintained useful support while Bazaar and Egyptian Packers showed reduced enquiry. UK, Sudan, Kazakhstan and other CIS states were active but selective with Russia and Iran showing some activity. Local Packers were less active. Somalia maintained interest at the lower end of the market.

LEAF GRADES (M2) Best - Saw irregular activity at firm to USC29 above last rates to easier by up to USC20. Brighter - Varied between steady to USC10 dearer to easier by up to USC28 with some lines remaining unsold. Mediums - KTDA mediums were irregular at firm to USC10 dearer to USC6 below previous rates and many lines were neglected; plantation mediums were well competed for and appreciated by up to USC32 with selected invoices at USC74 above last prices. Lower Mediums - Ranged between firm to USC21 dearer to easier by up to USC16.

Plainer - Were irregular at steady to USC10 dearer while others lost up to USC14.

PF1: Best - Steady to USC10 dearer to easier by up to USC22. Brighter - Shed up to USC8. Mediums - KTDA mediums were firm to USC10 dearer to USC6 below previous prices while plantation mediums ranged between steady to USC13 dearer to easier by up to USC12. Lower Mediums - Varied between firm to USC10 dearer to easier by up to USC14. Plainer - Irregular with some teas advancing by up to USC10 to easier by up to USC16.

PDUST: Best - Were steady to USC7 below previous levels. Brighter - Met irregular interest and varied between firm to USC4 dearer to easier by up to USC8. Mediums - KTDA mediums held value with plantation mediums lower by up to USC12. Lower Medium - Shed up to USC16. Plainer - Were discounted by up to USC14.

DUST1: Best - Were irregular ranging between firm to USC11 dearer to easier by up to USC4. Brighter - Varied between steady to USC6 dearer to easier by up to USC8. Mediums - KTDA mediums were firm at last levels while plantation mediums lost up to USC10. Lower Medium - Saw irregular enquiry ranging between steady to USC11 dearer to easier by up to USC8. Plainer - Lost by up to USC14.

(Courtesy - Africa Tea Brokers Limited)

GUWAHATI AUCTION OF 17TH AUGUST 2022

Good demand. All categories selling at around last levels. (Based on ETB 90%, Parcon running at 84%). HUL/ Western India/ Internal buyers operating. Exporters silent so far.

(Courtesy - Associated Brokers Pvt. Ltd., Guwahati)

BANGLADESH AUCTION OF 16TH AUGUST 2022

CTC LEAF: 49,353 packages of Current Season teas on offer met with a good demand.

BROKEN: Best Broken met with a strong demand selling at firm to dearer rates. Good and Medium Broken followed a similar trend with plain types dropping further in price with quite a few withdrawals. BLF teas witnessed some demand but again prices declined with many withdrawals.

FANNINGS: Best Fannings were a strong feature, but demand eased a little as the sale progressed. Good varieties met with a fairly good demand but tended easier. Medium types met with only a fair demand and were a little easier with fair withdrawals. BLF teas witnessed some demand but again prices declined with many withdrawals.

CTC DUST: 13,617 packages of Current Season teas on offer met with quite a good demand. Good liquoring well-made Dusts sold well at slightly easier rates compared to last sale. However, their Mediums were fully firm to slightly dearer closely following quality. Plain and BLF Dusts were an easier market and saw fair withdrawals. Blenders lent strong support with fair interest from the Loose tea buyers.

COMMENTS: Market commenced with a fairly strong note but as the sale progressed competition lessened somewhat. However, prices firmed up again towards the close. Blenders lent good support but there was less interest from the Loose tea buyers. As a result withdrawals were a little higher in the catalogue. Dusts sold well.

(Courtesy - National Brokers Limited)

KOLKATA AUCTION OF 17TH/ 18TH AUGUST 2022

Good demand for better Assams at around last levels. Fair demand for others at easier levels. W I - Operating. Exporters - Selective. HUL - Operating, TCPL - Operating. Based on AB's (1st session) Catalogue.

(Courtesy - Associated Brokers Pvt. Ltd., Kolkata)

GUWAHATI AUCTION OF 17TH AUGUST 2022

Good demand. All categories selling at around last levels. (Based on ETB 90%, Parcon running at 84%). HUL/ Western India/ Internal buyers operating. Exporters silent so far.

(Courtesy - Associated Brokers Pvt. Ltd., Guwahati)

MALAWI AUCTION OF 17TH AUGUST 2022

Less and selective demand continued at firm levels where sold.

BP1 - Few lines were taken out under bids.

PF1SC - two lots on offer sold firm.

PF1 were generally not supported.

PD - N/A.

D1 - sold at firm rates.

Secondary teas were mainly neglected.

(Courtesy - Tea Brokers Central Africa Limited)

TEA PRODUCTION STATISTICS- JULY 2022

We give below production figures for the month of July 2022, together with the corresponding figures of 2021 (Kgs)

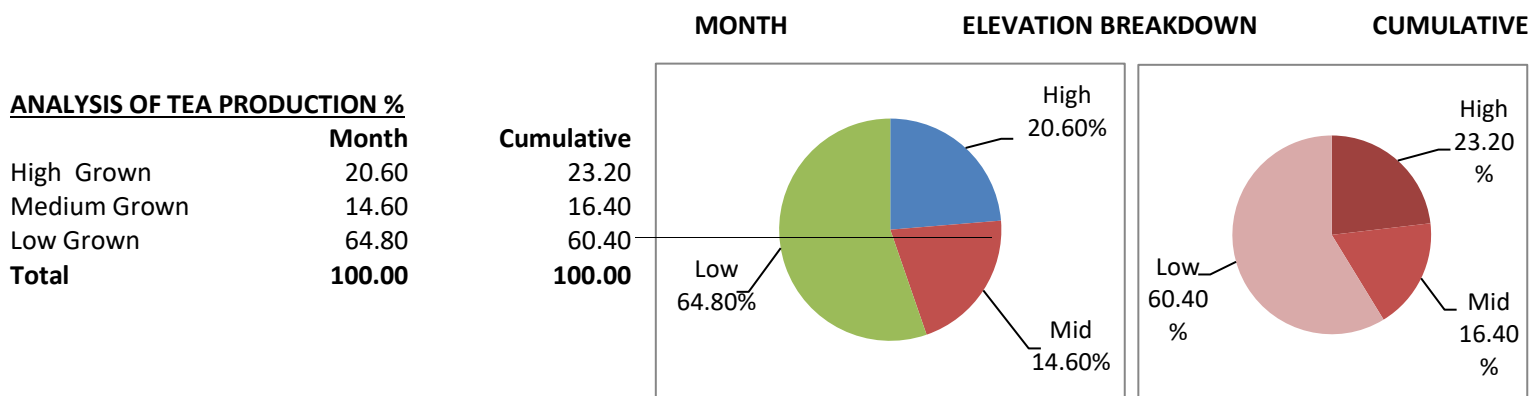
	2022		2021		DIFFERENT FROM LAST YEAR +/-	
	JULY	TODATE	JULY	TODATE	MONTH	CUMULATIVE
ORTHODOX						
High Grown	3,679,098.00	31,841,462.00	5,189,165.00	37,978,729.00	-1,510,067.00	-6,137,267.00
Medium Grown	2,491,240.00	20,636,591.00	3,988,297.00	26,523,036.00	-1,497,057.00	-5,886,445.00
Low Grown	11,876,927.00	86,216,013.00	14,789,888.00	105,891,673.00	-2,912,961.00	-19,675,660.00
Total	18,047,265.00	138,694,066.00	23,967,350.00	170,393,438.00	-5,920,085.00	-31,699,372.00

CTC						
High Grown	366,207.00	3,191,171.00	530,204.00	3,691,804.00	-163,997.00	-500,633.00
Medium Grown	326,651.00	3,954,327.00	750,812.00	5,706,998.00	-424,161.00	-1,752,671.00
Low Grown	1,000,594.00	6,206,587.00	881,834.00	6,803,935.00	118,760.00	-597,348.00
Total	1,693,452.00	13,352,085.00	2,162,850.00	16,202,737.00	-469,398.00	-2,850,652.00

TOTAL BLACK TEA PRODUCTION						
High Grown	4,045,305.00	35,032,633.00	5,719,369.00	41,670,533.00	-1,674,064.00	-6,637,900.00
Medium Grown	2,817,891.00	24,590,918.00	4,739,109.00	32,230,034.00	-1,921,218.00	-7,639,116.00
Low Grown	12,877,521.00	92,422,600.00	15,671,722.00	112,695,608.00	-2,794,201.00	-20,273,008.00
Total	19,740,717.00	152,046,151.00	26,130,200.00	186,596,175.00	-6,389,483.00	-34,550,024.00

GREEN TEA						
High Grown	42,694.00	505,645.00	128,887.00	795,032.00	-86,193.00	-289,387.00
Medium Grown	77,472.00	479,437.00	108,444.00	677,634.00	-30,972.00	-198,197.00
Low Grown	0.00	1,992.00	17,255.00	30,184.00	-17,255.00	-28,192.00
Total	120,166.00	987,074.00	254,586.00	1,502,850.00	-134,420.00	-515,776.00

TOTAL TEA PRODUCTION						
High Grown	4,087,999.00	35,538,278.00	5,848,256.00	42,465,565.00	-1,760,257.00	-6,927,287.00
Medium Grown	2,895,363.00	25,070,355.00	4,847,553.00	32,907,668.00	-1,952,190.00	-7,837,313.00
Low Grown	12,877,521.00	92,424,592.00	15,688,977.00	112,725,792.00	-2,811,456.00	-20,301,200.00
Total	19,860,883.00	153,033,225.00	26,384,786.00	188,099,025.00	-6,523,903.00	-35,065,800.00



CTC PRODUCTION AS A PERCENTAGE OF BLACK TEA PRODUCTION

Month	8.6
Cumulative	8.8

SRI LANKA TEA EXPORTS - JULY 2022

Description	JULY -- 2022			JULY -- 2021		
	Quantity (Kg)	Value (Rs)	FOB Price per Kg	Quantity (Kg)	Value (Rs)	FOB Price per Kg
Tea in Bulk	9,829,155	15,828,395,259	1,610.35	11,765,240	8,890,045,682	755.62
Tea in Packets	10,325,019	17,974,610,097	1,740.88	11,020,158	9,192,175,437	834.12
Tea in Bags	1,993,591	6,106,190,052	3,062.91	2,073,062	3,476,439,780	1,676.96
Instant Tea	274,017	773,062,070	2,821.22	252,441	445,676,521	1,765.47
Green Tea	334,684	1,729,770,256	5,168.36	431,032	1,017,932,728	2,361.62
Grand Total	22,756,466	42,412,027,734	1,863.74	25,541,932	23,022,270,148	901.35
Approx. \$ Value	\$117,526,379.29			\$115,124,146.79		

Description	JANUARY TO JULY -- 2022			JANUARY TO JULY -- 2021		
	Quantity (Kg)	Value (Rs)	FOB Price per Kg	Quantity (Kg)	Value (Rs)	FOB Price per Kg
Tea in Bulk	63,465,412	76,782,316,884	1,209.83	71,540,437	56,499,287,731	789.75
Tea in Packets	67,645,475	87,619,447,397	1,295.27	72,069,980	62,922,173,698	873.07
Tea in Bags	12,985,438	30,592,326,300	2,355.89	14,600,344	22,739,476,559	1,557.46
Instant Tea	1,530,748	3,516,857,628	2,297.48	1,768,743	3,130,968,830	1,770.17
Green Tea	2,426,440	8,133,179,965	3,351.90	2,545,166	5,560,286,283	2,184.65
Grand Total	148,053,513	206,644,128,174	1,395.74	162,524,669	150,852,193,101	928.18
Approx. \$ Value	\$702,699,224.40			\$766,112,484.76		

FOB PRICES VS DOLLAR RATE – JAN TO JULY 2021 & 2022

Year - 2022				Year - 2021		
Month	FOB	FOB \$	CBSL \$ Rate	FOB	FOB \$	CBSL \$ Rate
January	948.24	4.71	201.46	923.99	4.85	190.49
February	962.27	4.77	201.74	940.09	4.84	194.07
March	1,045.14	4.09	255.81	950.81	4.83	196.98
April	1,404.51	4.40	319.44	959.13	4.86	197.42
May	1,705.14	4.75	358.94	916.47	4.59	199.58
June	1,779.63	4.94	360.24	917.25	4.59	199.82
July	1,863.74	5.16	360.87	901.35	4.51	199.9

SRI LANKA TEA EXPORTS – COUNTRY WISE

Country	Jan to June 2022 Qty (Kg)	Jan to June 2021 Qty (Kg)	Diff. in Qty (M.Kg)
Iraq	27,927,751	20,654,477	7.27
U.A.E.	12,773,833	12,165,218	0.61
Russia	12,340,242	15,853,986	(3.51)
Other CIS Countries	8,652,982	8,367,531	0.29
Turkey	8,287,304	19,963,943	(11.68)
Iran	7,570,314	7,838,872	(0.27)
Libya	6,955,214	6,454,386	0.50
China	6,580,509	8,423,229	(1.84)
Chile	4,423,392	4,704,340	(0.28)
Germany	4,415,358	3,659,602	0.76
U.S.A.	3,956,861	3,670,466	0.29
Saudi Arabia	3,760,024	3,508,605	0.25
Syria	3,549,654	4,816,464	(1.27)
Japan	3,031,681	3,488,811	(0.46)
Taiwan	2,842,565	3,022,754	(0.18)
Jordan	2,664,731	3,370,100	(0.71)
Poland	2,140,438	1,840,128	0.30

(Cont....)

Country	Jan to June 2022 Qty (Kg)	Jan to June 2021 Qty (Kg)	Country
Hong Kong	2,104,076	2,411,247	(0.31)
Belgium	1,611,134	1,916,943	(0.31)
Ukraine	1,606,804	2,356,890	(0.75)
Netherlands (Holland)	1,356,893	1,631,295	(0.27)
Ireland	1,313,102	1,412,210	(0.10)
Egypt	1,299,953	1,338,514	(0.04)
Israel	1,281,425	1,202,243	0.08
Australia	1,244,767	1,436,416	(0.19)
South Africa	1,182,333	866,690	0.32
Kuwait	914,039	958,118	(0.04)
Italy	830,649	545,924	0.28
Albania	725,422	1,028,861	(0.30)
Lebanon	716,040	2,178,000	(1.46)
Other	9,994,023	11,438,406	(1.44)
Total	148053512.9	162524668.8	-14.47115587

(Source: SL Customs - Statistical Division / CBSL)

SRI LANKA TEA EXPORTS – JULY 2022

Total quantity of tea exported for the month of July 2022 including Re-Exports with imported Tea amounted to 22.76 Mn/kg, recording a decline of 2.79 Mn/kg (-10.91%) compared to the same period last year. The FOB price per Kg for the month was LKR 1863.74 vis-à-vis LKR 901.35 (LKR + 962.38). Total export earnings recorded an increase of LKR 19.39 Billion (84.22%) in 2022 as against the same month last year.

Cumulative exports for the period January to July 2022 including Re-Exports with imported Tea amounted to 148.05 Mn/kg, showing a decline of 14.47 Mn/Kg (-8.90%) compared to last year. The FOB price per Kg for January to July 2022 recorded LKR 1395.74 vis-à-vis LKR 928.18 for the corresponding period in 2021 (LKR +467.56). Total export value for the period under reference showed an increase of LKR 55.79 Billion (36.98%) compared to 2021.

Equivalent USD export earnings for the cumulative period January to July 2022 amounted to approximately USD 702.69 Million compared with USD 766.11 Million in the same period last year showing a decrease of approximately USD 63.42 Million.

Country wise analysis of exports reveals that Iraq has emerged as the largest export destination from Sri Lanka followed by U.A.E & Russia.