



Ceylon
Tea
Brokers

MARKET SNAPSHOT

SALE NO. 30 - SALE OF 02ND / 03RD AUGUST 2022

CEYLON TEA BROKERS PLC

Level 7, Millenium House, No.46/58, Nawam Mawatha, Colombo 2.

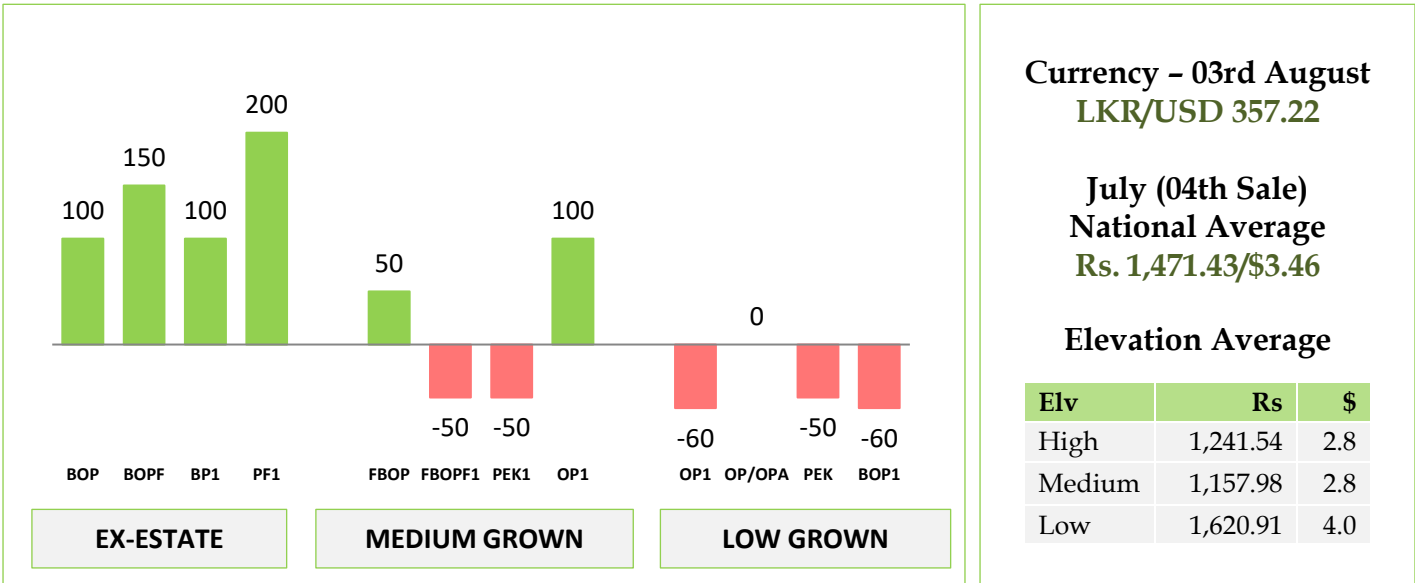
Tel:011-4607777 Fax: 011-4607788

Email : general@ceylontebrokers.com ;

Web: www.ceylontebrokers.com



Ex-Estate met with strong demand whilst lower demand prevailed for Low Growns.



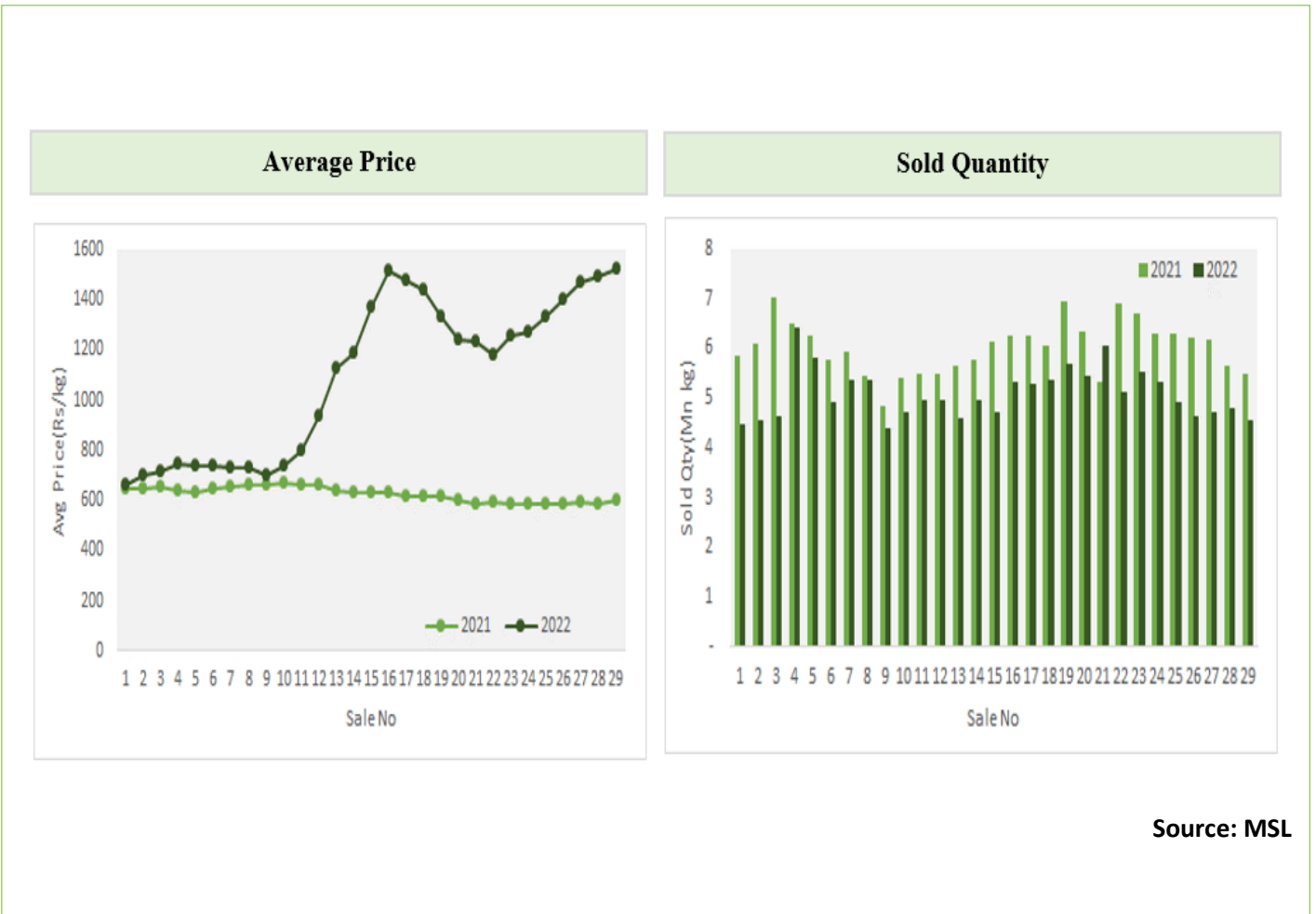
Currency - 03rd August
LKR/USD 357.22

July (04th Sale)
National Average
Rs. 1,471.43/\$3.46

Elevation Average

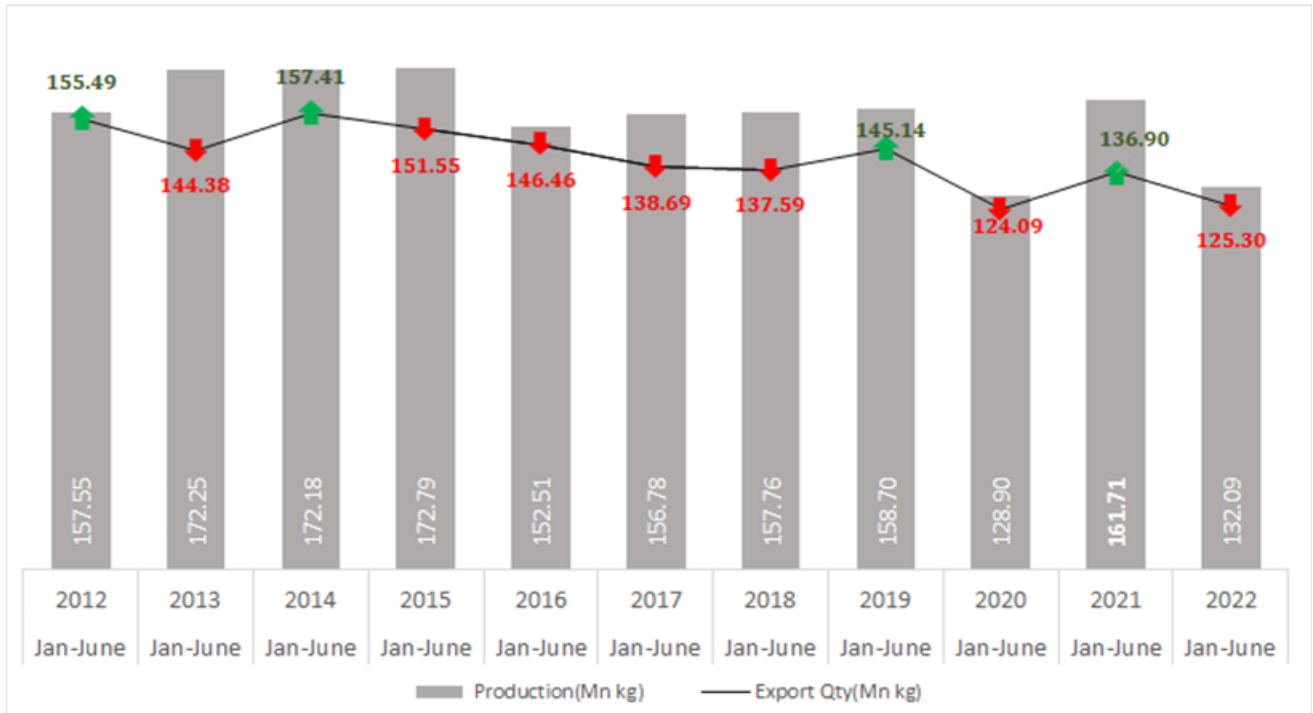
Elv	Rs	\$
High	1,241.54	2.8
Medium	1,157.98	2.8
Low	1,620.91	4.0

SALE WISE SRI LANKAN TEA AVERAGE PRICE (RS/KG) & SOLD QUANTITY (MN KG) MOVEMENT – 2021 VS 2022



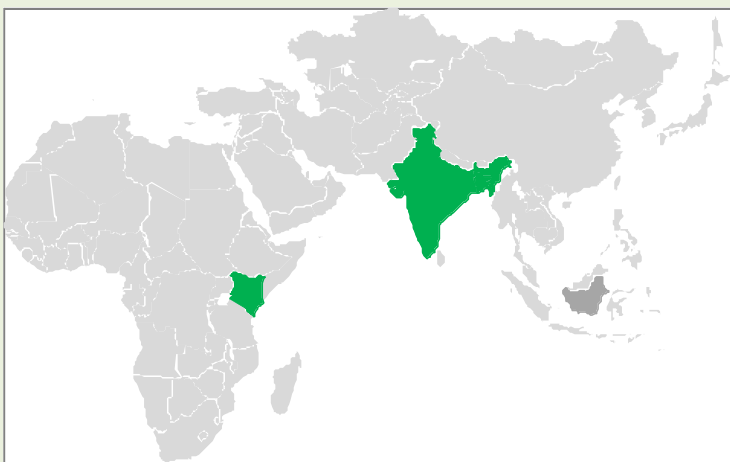
Source: MSL

**YEARLY SRI LANKAN TEA PRODUCTION VS EXPORTS QUANTITY (IN MN KG)
YTD JUNE -2012-2022**



Source: SLTB, SL Customs - Statistical Division/CBSL

MARKET MOVEMENT AT INTERNATIONAL AUCTION CENTERS THIS WEEK



India



Bangladesh



Kenya



Indonesia market report details were not available at the time of printing this publication.

COMMENTS

Sale	Ex-Estate		Low Grown (Leafy/Tippy)		Total	
	Qty	Demand	Qty	Demand	Qty	Demand
30	0.5 Mkgs	Strong	2.2 Mkgs	Lower	5.2 Mkgs	Fair

WESTERN				
	SELECT BEST	BEST	BELOW BEST	PLAINER
BOP	↑ 200/-	↑ 100/-	↑ 70/-	↑ 50/-
BOPF	↑ 200/-	↑ 100/-	↑ 100/-	↑ 100/-

	NUWARA ELIYA	UDA PUSSELLAWA	UVA
BOP	Firm	↑ 50/-	↑ 300/-
BOPF	↑ 150/-	↑ 200/-	↑ 350/-

	HIGH	MEDIUM	LOW
BP1	↑ 100/-	↑ 100/-	↑ 120/-
PF1	↑ 200/-	↑ 200/-	↑ 150/-

HIGH & MEDIUM				
	SELECT BEST	BEST	BELOW BEST	OTHERS
BOP1	Firm	↑ 100/-	↑ 100/-	↑ 50/-
OP1	↑ 100/-	↑ 150/-	↑ 150/-	↑ 150/-
FBOP	↑ 50/-	↑ 50/-	↑ 50/-	↑ 50/-
FBOPF1	↓ 50/-	↓ 50/-	Firm	Firm
PEK	↓ 50/-	↓ 50/-	↓ 50/-	↓ 50/-
PEK1	↓ 50/-	↓ 50/-	Firm	Firm
OP/OPA	↑ 100/-	↑ 50/-	Firm	Firm

LEAFY / SEMI LEAFY				
	SELECT BEST	BEST	BELOW BEST	OTHERS
OP1	Firm	↓ 60/-	↓ 60/-	↑ 40/-
BOP1	↓ 60/-	↓ 60/-	↓ 40/-	↓ 60/-
OP/OPA	Firm			
PEK	↓ 50/-			
PEK1	↓ 40/-			

SMALL LEAF / TIPPY				
FBOP	↓ 40/-	↓ 20/-	↓ 20/-	Firm
FBOP1	↓ 20/-	Firm	Firm	↓ 20/-
FBOPF1	↓ 30/-	↓ 20/-	↓ 40/-	↓ 40/-

PREMIUM FLOWERY				
Select Best	Firm			
Best	↓ 100 – 300/-			
Others	Firm			



Crude Oil
As at 03rd August 2022 – USD 101.61



Mombasa
Demand – Fairly good demand

HOLIDAY NOTICE

Please note our Head Office, Warehouse & Sample Room will be closed for business on the following day:

Thursday, 11th August 2022 – Nikini Full Moon Poya Day

CURRENCY BOARD – AS AT 03RD AUGUST 2022

	United States Dollars (USD)		European Community Euro (EUR)		United Kingdom pounds (GBP)	
	Corresponding		Corresponding		Corresponding	
	2022	2021	2022	2021	2022	2021
Sri Lankan Rupee	357.22	198.10	361.98	234.02	432.79	273.97

(Courtesy - Central Bank of Sri Lanka)

Indian Rupee	78.55	74.21	80.27	88.12	95.91	103.13
Kenyan Shilling	118.04	107.71	120.63	127.91	144.13	149.70
Bangladesh Taka	92.84	83.42	94.88	99.06	113.36	115.94
Indonesian Rupiah	14,868.20	14,396.30	15,194.60	17,095.10	18,155.20	20,007.80
Malawi Kwacha	1,012.18	802.09	1,034.40	952.45	1,235.95	1,114.73
Vietnam Dong	23,354.20	22,905.50	23,866.90	27,199.30	28,517.30	31,833.60

(Courtesy - Oanda Corporation)

SRI LANKA RUPEE AGAINST US DOLLAR TIME PERIOD 28/07/2022 TO 03/08/2022 (SPOT RATE)

28/07/2022	357.44	01/08/2022	357.28	03/08/2022	357.22
29/07/2022	357.17	02/08/2022	357.31		

(Courtesy - Central bank of Sri Lanka)

QUANTITY SOLD DURING THE PERIOD 25TH – 30TH JULY 2022

	2022		2021	
	WEEKLY	TODATE	WEEKLY	TODATE
PRIVATE SALES	80,669.00	2,578,268.08	103,002.00	3,524,136.00
PUBLIC AUCTION	4,547,422.00	147,076,637.00	5,474,727.00	173,973,092.00
FORWARD CONTRACTS	10,000.00	1,111,240.00	78,960.00	1,149,650.00
DIRECT SALES	-	-	-	-
TOTAL	4,638,091.00	150,766,145.08	5,656,689.00	178,646,878.00
BMF EXCLUDED FROM PRIVATE SALE	102,275.00	4,224,233.00	261,604.00	5,802,954.00

TEA
TECH
TIPS



Moisture in fired tea at drier discharge should be 2% - 3%. not less, not more. Check regularly and from three points (left center and right) in the case of E C P Driers.

CROP AND WEATHER (FOR THE PERIOD 25TH – 31ST JULY 2022)

Western and Nuwara Eliya planting districts experienced dull condition with heavy rain. The Department of Meteorology forecasts that heavy showers will continue in both regions whilst strong winds are expected in Nuwara Eliya.

Uva Udapussellawas reported dull conditions with light showers throughout. Heavy showers are to be expected in Uva region.

Low grown districts experienced gloomy weather with rain. Heavy showers with strong winds are to be expected in Ruhuna.

The Western, Uva / Uda pussellawas recorded a decline in crop intakes. Nuwara Eliyas maintained. The low grown reported an increase.

WEATHER FORECAST (FOR THE PERIOD 04TH – 10TH AUGUST 2022)

	Thu (04/08)	Fri (05/08)	Sat (06/08)	Sun (07/08)	Mon (08/08)	Tue (09/08)	Wed (10/08)
Galle	30°/27°C 	30°/25°C 	30°/27°C 	31°/26°C 	31°/26°C 	31°/26°C 	31°/26°C
Matara	30°/25°C 	30°/25°C 	30°/25°C 	29°/24°C 	31°/24°C 	32°/25°C 	30°/25°C
Ratnapura	27°/23°C 	28°/23°C 	28°/23°C 	28°/22°C 	30°/22°C 	31°/23°C 	29°/23°C
Hatton/ Talawakelle	21°/18°C 	22°/19°C 	23°/18°C 	23°/17°C 	25°/17°C 	25°/18°C 	24°/18°C

ORDER OF SALE THIS WEEK

EX EST	H/M-OFF GR & DUST	LEAFY/ SEMI LEAFY/ TIPPY/PREM & BOP1A
MB	John Keells PLC	Bartleet Produce Marketing (Pvt) Ltd
BA	Asia Siyaka Commodities PLC	Asia Siyaka Commodities PLC
AS	Mercantile Produce Brokers (Pvt) Ltd	Ceylon Tea Brokers PLC
LC	Forbes & Walker Tea Brokers (Pvt) Ltd	Lanka Commodity Brokers
CTB	Bartleet Produce Marketing (Pvt) Ltd	Eastern Brokers Ltd
JK	Lanka Commodity Brokers	John Keells PLC
FW	Ceylon Tea Brokers PLC	Forbes & Walker Tea Brokers (Pvt) Ltd
ES	Eastern Brokers Ltd	Mercantile Produce Brokers (Pvt) Ltd

CATALOGUE	LOTS	QTY (KGS)
EX-ESTATE	520	554,414
HIGH AND MEDIUM	1,320	640,131
LOW GROWN (LEAFY)	1,971	820,907
LOW GROWN (SEMI LEAFY)	1,250	525,940
LOW GROWN (TIPPY)	1,783	884,413
OFF GRADES + BOP1A	2,512	1,360,857
DUSTS	395	348,280
PREMIUM FLOWERY	395	65,656
TOTAL	10,146	5,200,598

HIGH GROWN TEAS

BOP Best Western's moved up by Rs.100/- per kg and more. Below best and plainer categories gained by Rs.80-100/- per kg. Nuwara Eliya's were firm. Uda Pussellawa's gained by Rs.50-100/- per kg. Uva seasonal teas appreciated by Rs.300-500/- per kg whilst the others were Rs.200/- per kg dearer.

BOPF Best Western's dearer by Rs.100-200/- per kg. Below best moved up by Rs.50/- per kg and more. Plainer teas gained further. Nuwara Eliya's up to Rs.100/- per kg dearer. Uda Pussellawa's were up by Rs.200/- per kg. Uva seasonal teas gained by Rs.500/- per kg whilst the balance moved up by Rs.200/- per kg.

MEDIUM GROWN TEAS

BOPF In general, gained.

BOP1/OP1 **BOP1:** Select best firm. Best and below best gained by Rs. 100/- per kg whilst the poorer sorts appreciated by Rs. 50/- per kg.

OP1: Select best dearer by Rs. 100/- per kg whilst all others moved up by Rs. 150/- per kg.

OP/OPA Select best gained by Rs. 100/- per kg. Best dearer by Rs. 50/- per kg whilst all others were firm.

PEKOE/PEKOE1 **PEK:** In general, declined by Rs. 50/- per kg.

PEK1: Select and best were easier by Rs. 50/- per kg whilst all others were firm.

FBOP/FBOPF1 **FBOP:** In general, appreciated by Rs.50/- per kg.

FBOPF1: Select best and best were lower by Rs.50/- per kg whilst all others were firm

CTC

HIGH GROWN **BP1** – Gained by Rs.100/- per kg.

PF1 – Moved up by Rs.200/- per kg.

MEDIUM GROWN **BP1** – Dearer by Rs.100/- per kg.

PF1 – Gained by Rs.200/-.

LOW GROWN **BP1** – Appreciated by Rs.100-120/- per kg.

PF1 – Moved up by Rs.150/-.

QUOTATIONS-HIGH GROWNS	BOP		BOPF	
BEST WESTERNS	1650	1800	1700	2000
BELOW BEST WESTERNS	1500	1600	1550	1650
PLAINER WESTERNS	1250	1480	1320	1500
NUWARA ELIYAS	1600	2100	1400	1500
UDAPUSSELLAWAS	1240	1550	1260	1650
BEST UVAS	1460	3250	1500	3000
OTHER UVAS	1340	1360	N/A	
GOOD MEDIUMS	1700	2450	N/A	
POOR MEDIUMS	1400	1650	960	1360
QUOTATIONS – UNORTHODOX	BP1		PF1	
(CTC) CTC (High & Medium)	920	1400	1300	1750
CTC (Low)	1400	1650	2700	3250

LOW GROWN

- BOP1** Select best maintained whilst improved below best were irregularly lower. Others and poorer sorts too were fully firm.
- OP1** Select best declined whilst cleaner below best varieties were selectively dearer. Others and poorer sorts maintained.
- OP** Well-made sorts together with cleaner below best were fully firm to dearer. Others and poorer sorts were marginally lower.
- OPA** Well-made sorts together with cleaner below best followed OP counterparts. Others and poorer sorts were lower to last.
- PEKOE/PEKOE1** Select best teas together with full range of bold PEKs were marginally lower. Cleaner below best teas were fully firm. Others were lower.
- FBOP/FBOP1** Select best and best were lower to last whilst all others held firm.
- BOP** Few selected invoices were firm on last. Others were irregularly lower.
- BOPF** Select best and best were lower whilst others were firm on last.
- FBOPF/FBOPF1** Few select best invoices held firm. All others were lower to last.

QUOTATIONS	SELECT BEST	BEST	BELOW BEST	OTHER
BOP1	3500-3900	2500-3500	1800-2500	1000 - 1800
OP1	3000-4050	2000-3000	1200-2000	500-1000
OP	2000-2850	1400-1800	800-1200	400-900
OPA	2000-2350	1400-1800	800-1200	400-900
PEKOE	2000-2350	1500-2000	1000-1500	600-1000
PEKOE1	2000-2450	1500-2000	1000-1500	600-1000
FBOP1	2500-4000	2000-2500	1600-2000	Below 1500
FBOP	3100-3850	2200-3100	1700-2200	Below 1500
BOP	2200-2850	1800-2200	1400-1700	Below 1300
BOPF	2000-2800	1500-2000	900-1400	Below 900
FBOPF1	2500-3650	2000-2500	1300-1800	Below 1100
FBOPF	3000-3650	2000-2900	1500-1900	Below 1400
FFSP/FFEXSP/FFEXSP1	8300-9950	7400-8200	5200-7000	Below 4000

OFF GRADES

FGS/FGS1 High grown varieties gained Rs. 40-60/- per kg. Medium and low grows were firm yet declined towards the closure.

BM/BP **BM** – Best varieties maintained. Below best eased by Rs. 30-40/- per kg. Bottom maintained.
BP – Shed by Rs. 20-30 per kg.

BOP1A Select best maintained. Best and below best appreciated by Rs.20-30/- per kg. Poorer sorts advanced by Rs. 10/- per kg.

	HIGH		MEDIUM		LOW	
BETTER FNGS	1000	1420	800	1320	920	1900
OTHER FNGS	590	940	460	780	430	900
P.FGS (CTC)	700		670	800	640	2700
BP	600	1600	490	2150	600	1600
BM	460	960	460	1300	440	2050
BOP1A	480	870	480	1460	400	1950

DUST

DUST1 Best and below best high grows gained by Rs. 80-100/- per kg. CTC were firm to dearer by Rs. 30-40 per kg. Best low grows declined by Rs. 40-50/- per kg and others were firm on last.

DUST Clean secondaries were irregularly lower. Low grows were firm on last.

	HIGH		MEDIUM		LOW	
PRIMARY DUSTS	1120	2000	850	1100	850	1480
SECONDARY DUSTS	840	1100	680	840	600	840
PDUST (CTC)	1080	1380	950	1360	920	2000

TOP PRICES - SALE NO. 30 OF 02ND / 03RD AUGUST 2022

WESTERN MEDIUM			
Dartry Valley	BOP	2,450.00	
Windsorforest	BOPSp	*2,500.00	
Craighead	BOPF/BOPFSp	2,100.00	
Harangalla	BOPF/BOPFSp	2,100.00	
Craighead	BOP1	3,150.00	
Harangalla	FBOP/FBOP1	3,500.00	
Harangalla	FBOPF/FBOPF1	2,600.00	
Cooroondoowatte	OP/OPA	1,850.00	
Hatale	OP/OPA	1,850.00	
Craighead	OP1	2,900.00	
Cooroondoowatte	OP1	2,900.00	
Cooroondoowatte	PEK/PEK1	2,000.00	
WESTERN HIGH			
Somerset	BOP	1,800.00	
Queensberry	BOPSp	2,200.00	
Wattegodde	BOPF/BOPFSp	2,000.00	
Torrington	BOP1	2,850.00	
Weddemulla	BOP1	2,600.00	@
Torrington	FBOP/ FBOP1	3,150.00	
Bambrakelly	FBOPF/FBOPF1	2,450.00	
Bogahawatte	FBOPF/FBOPF1	2,400.00	@
St Andrews	FBOPF/FBOPF1	2,400.00	
St Andrews	OP/OPA	1,900.00	
Bogahawatte	OP/OPA	1,850.00	@
Bogahawatte	OP1	2,600.00	@
Weddemulla	OP1	2,250.00	@
Bogahawatte	PEK	1,850.00	@
St Andrews	PEK1	1,900.00	
NUWARA ELIYA			
Lovers Leap	BOP	2,100.00	
Mahagastotte	BOPF/BOPFSp	1,500.00	
Kenmare	FBOP/FBOP1	1,750.00	
Court Lodge	PEK/PEK1	1,500.00	
UDA PUSSELLAWAS			
Gampaha	BOP	1,850.00	
Luckyland	BOPSp	1,400.00	
Kirklees	BOPF/BOPFSp	**1,650.00	
Alma	BOP1	2,300.00	@
Blairlmond	FBOP/FBOP1	**2,850.00	
Alma	FBOP/FBOP1	2,300.00	@
Gordon	FBOP/FBOP1	2,300.00	
Delmar	FBOPF/FBOPF1	2,250.00	
Blairlmond	FBOPF/FBOPF1	2,250.00	
Delmar	OP/OPA	1,550.00	
Gordon	OP1	1,700.00	
Alma	PEK/PEK1	1,850.00	@

UVA MEDIUM			
St.James	BOP	**2,600.00	
Halpewatte Uva	BOPSp	**2,600.00	
Halpewatte Uva	BOPF/BOPFSp	2,300.00	
Demodera 'S'	BOP1	**3,600.00	
Aruna Passara	FBOP/FBOP1	3,250.00	
Halpewatta Uva	FBOPF/FBOPF1	2,450.00	
Wewesse	OP/OPA	1,950.00	
Dickwella	OP1	3,050.00	
St.James	PEK/PEK1	**2,750.00	
UVA HIGH			
Aislaby	BOP	**3,250.00	
Glenanore	BOPSp	2,250.00	
Aislaby	BOPF/BOPFSp	**3,000.00	
Glenanore	BOP1	3,050.00	
Uvakellie	FBOP/FBOP1	2,750.00	
Glenanore	FBOPF/FBOPF1	2,350.00	
Glenanore	OP/OPA	1,950.00	
Glenanore	OP1	**2,800.00	
Uva Highlands	PEK/PEK1	3,000.00	
UNORTHODOX HIGH			
Dunsinane CTC	PF1	**1,750.00	
Dunsinane CTC	BP1	*1,400.00	
Dunsinane CTC	BPS	**1,480.00	
UNORTHODOX MEDIUM			
Rothschild CTC	PF1	1,750.00	
Donside CTC	BP1	1,140.00	
Donside CTC	BPS	**1,550.00	
UNORTHODOX LOW			
Kalubowitiyana CTC	PF1	3,250.00	
Cecilayan CTC	BP1	1,650.00	
Ross Feld CTC	BPS	1,100.00	

TOP PRICES - SALE NO. 30 OF 02ND / 03RD AUGUST 2022

LOW GROWN			
New Vithanakande	BOP1	3,900.00	
Makandura	BOP1	3,800.00	
Green House	BOP1	3,800.00	
Wathurawila	BOP1	3,500.00	@
New Vithanakande	OP1	4,000.00	
Lumbini	OP1	4,000.00	
Sithaka	OP	2,850.00	
Green Lanka	OPA	2,350.00	
Rotumba	OPA	2,350.00	
Liyonta	OPA	2,350.00	
Lumbini	OPA	2,250.00	
Lions	OPA	2,200.00	@
Golden Garden	PEK	2,350.00	
Rotumba	PEK1	2,450.00	
Matuwagalla Super	PEK1	2,350.00	@
Andaradeniya Super	PEK1	2,350.00	
Hidellana	PEK1	2,350.00	
Kuttapitiya Super	PEK1	2,300.00	@
Nilgiri	PEK1	2,300.00	@
New Vithanakande	BOP	2,850.00	
New Batuwangala	BOP	2,650.00	
Pothotuwa	BOP	2,650.00	
Ceciliyan	BOP	2,650.00	
Suduwelipothahena Super	BOP	2,600.00	@
New Panilkanda	BOP	2,600.00	
Wathurawila	BOPSp	2,550.00	@
Sithaka	BOPF	2,800.00	
Golden Garden	BOPFSp	2,550.00	@
Broadlands Smallholders	BOPFSp	2,550.00	
Mahaliyadda	BOPFSp	2,500.00	
Golden Garden	BOPFSp	2,450.00	@
Stream Line	BOPFSp	2,450.00	
Sithaka	FBOP	3,850.00	
New J.S.P	FBOP1	4,000.00	@
New Vithanakande	FBOPF	3,650.00	
Gunawardana	FBOPF	3,600.00	
Himara	FBOPF	3,350.00	@
Berubeula	FBOPF1	3,650.00	

DUSTS			
Gouravilla	DUST1	2,000.00	
Great Western	DUST1	2,000.00	
Mattakelle	DUST1	2,000.00	
Ceciliyan CTC	DUST1	2,000.00	
Hingalgoda CTC	PD	2,000.00	
PREMIUM FLOWERY			
Garden Leaf	FBOPFSp	9,950.00	
Meddakanda	FBOPFExSp	9,550.00	
Uruwala	FBOPFExSp	9,050.00	
Lickra	FBOPFExSp	8,800.00	@
Brombil	FBOPFExSp1	9,400.00	
KDU Super	FBOPFExSp1	8,800.00	@
OFF GRADES			
Wellandura 'Special'	FGS/FGS1	**1,900.00	
Bandaraeliya	FGS/FGS1	1,420.00	
Mooloya	FGS/FGS1	1,420.00	
Forest Creek	FGS/FGS1	1,400.00	@
Moray	FGS/FGS1	1,400.00	
Luckyland	FGS/FGS1	1,400.00	
Somerset	FGS/FGS1	1,400.00	
Dessford	FGS/FGS1	1,400.00	
Diyagama East	FGS/FGS1	1,400.00	
Hingalgoda CTC	PF	**2,700.00	
Aultmore CTC	PF	800.00	@
Gunawardana	BM	**2,050.00	
Wathurawila	BM	1,700.00	@
Gunawardana	BM	1,700.00	
Maratenne	BP	2,150.00	
Matuwagalla Super	BOP1A	1,950.00	@

FUTURE SALES INFORMATION
SALE NO 31 OF 08TH / 09TH SEPTEMBER 2022

EX-ESTATE	H/M-OFF GR & DUST	LEAFY/ SEMI LEAFY/ TIPPY/PREM & BOP1A
AS	Asia Siyaka Commodities PLC	Asia Siyaka Commodities PLC
LC	Mercantile Produce Brokers (Pvt) Ltd	Ceylon Tea Brokers PLC
CTB	Forbes & Walker Tea Brokers (Pvt) Ltd	Lanka Commodity Brokers
JK	Bartleet Produce Marketing (Pvt) Ltd	Eastern Brokers Ltd
FW	Lanka Commodity Brokers	John Keells PLC
ES	Ceylon Tea Brokers PLC	Forbes & Walker Tea Brokers (Pvt) Ltd
BA	Eastern Brokers Ltd	Mercantile Produce Brokers (Pvt) Ltd
MB	John Keells PLC	Bartleet Produce Marketing (Pvt) Ltd

Buyers Prompt: 15.08.2022

Sellers Prompt: 16.08.2022

AWAITING SALE - CATALOGUE DETAILS

	SALE OF 08TH / 09TH AUGUST 2022		SALE OF 16TH / 17TH AUGUST 2022	
	LOTS	QTY(KGS)	LOTS	QTY(KGS)
EX-ESTATE	578	629,001	625	680,024
HIGH AND MEDIUM	1,336	646,806	1,329	632,897
LOW GROWN (LEAFY)	1,980	817,018	1,898	767,992
LOW GROWN (SEMI LEAFY)	1,293	552,171	1,238	517,761
LOW GROWN (TIPPY)	1,902	949,936	1,845	905,564
OFF GRADES+BOP1A	2,357	1,285,430	2,178	1,184,190
DUSTS	424	381,558	413	380,558
PREMIUM FLOWERY	421	70,335	428	68,333
TOTAL	10,291	5,332,255	9,954	5,137,319
MAIN SALE & EX ESTATE CLOSED ON	21ST JULY 2022		28TH JULY 2022	

SALE NO.33 – 23RD / 24TH AUGUST 2022

Ex-Estate catalogue and Main Sale catalogues are scheduled to be closed on the 04th August 2022.

SALE NO.34 – 30TH / 31ST AUGUST 2022

Ex-Estate catalogue and Main Sale catalogues are scheduled to be closed on the 12th August 2022.

SALE NO.35 – 06TH / 07TH SEPTEMBER 2022

Ex-Estate catalogue and Main Sale catalogues are scheduled to be closed on the 18th August 2022.

ELEVATION WISE – STATISTICS – COLOMBO AUCTION AVERAGES

Elevation	WEEK BEFORE	LAST WEEK	LAST YEAR	YEAR BEFORE
	LAST			
	(RS)	(RS)	(RS)	(RS)
	Sale- 20.07.2022	Sale- 27.07.2022	Corres 2021	Corres 2020
Uva High	1237.11	1231.62	517.65	519.12
Western High	1293.61	1363.61	566.44	548.55
CTC High	1129.26	1289.33	502.46	508.80
Total High Grown	1270.26	1305.22	550.57	538.81
Uva Medium	1303.27	1305.23	555.29	563.51
Western Medium	1126.70	1156.12	510.86	520.09
CTC Medium	973.39	998.94	458.35	478.02
Total Medium Grown	1192.50	1202.09	525.14	533.25
Orthodox Low	1663.57	1680.94	646.27	700.72
CTC Low	1225.02	1478.08	480.43	476.56
Total Low Grown	1639.42	1664.22	636.93	685.60
TOTAL	1493.54	1519.68	598.81	627.48

Elevation	WEEK BEFORE	LAST WEEK	LAST YEAR	YEAR BEFORE
	LAST			
	(\$)	(\$)	(\$)	(\$)
	Sale- 20.07.2022	Sale- 27.07.2022	Corres 2021	Corres 2020
Uva High	3.43	3.41	2.59	2.79
Western High	3.58	3.78	2.83	2.95
CTC High	3.13	3.57	2.51	2.74
Total High Grown	3.52	3.62	2.75	2.90
Uva Medium	3.61	3.62	2.78	3.03
Western Medium	3.12	3.20	2.56	2.80
CTC Medium	2.70	2.77	2.29	2.57
Total Medium Grown	3.30	3.33	2.63	2.87
Orthodox Low	4.61	4.66	3.23	3.77
CTC Low	3.39	4.09	2.40	2.57
Total Low Grown	4.54	4.61	3.19	3.69
Weekly Total (USD)	4.14	4.21	3.00	3.38
Exchange Rate (LKR)	361.17	361.00	199.93	185.77

Elevation	TODATE	TODATE	TODATE	TODATE	TODATE	TODATE
	2020	2021	2022	2020	2021	2022
	(RS)	(RS)	(RS)	(\$)	(\$)	(\$)
Uva High	545.91	556.25	959.34	2.94	2.83	3.26
Western High	594.05	603.01	943.18	3.20	3.07	3.21
CTC High	552.19	531.43	791.65	2.98	2.71	2.69
Total High Grown	579.53	589.36	948.44	3.12	3.00	3.22
Uva Medium	586.63	572.35	1030.60	3.16	2.91	3.50
Western Medium	528.65	549.41	859.33	2.85	2.80	2.92
CTC Medium	498.86	512.18	711.05	2.69	2.61	2.42
Total Medium Grown	547.09	556.25	912.31	2.95	2.83	3.10
Orthodox Low	686.43	662.24	1229.66	3.70	3.37	4.18
CTC Low	468.80	511.31	808.07	2.53	2.60	2.75
Total Low Grown	668.93	653.33	1201.07	3.61	3.33	4.08
TOTAL	628.57	622.93	1096.97	3.39	3.17	3.73
Cumulative Sale Averages – 1 USD= Rs. (Monthly Weighted Average)				185.52	196.42	294.25

(Source: MSL/ CBSL)

WORLD TEA PRODUCTION (IN MILLION KILOS)

Country	Month	Month		To-date		Diff(+/-)
		2021	2022	2021	2022	2021 vs 2022
Sri Lanka	Jun	26.1	20.2	161.8	132.9	-28.9
Bangladesh	Jun	13.35	12.59	25.43	27.06	1.63
North India	May	78.2	100.2	179.6	225.4	45.8
South India	May	24.4	26.9	97.5	94.7	-2.8
Malawi	May	3.7	4.5	32.4	30.5	-1.9
Kenya	Apr	44.3	41.2	185.3	177	-8.3

(Source: Africa Tea Brokers/National Brokers Ltd)

MOMBASA AUCTION 02ND & 03RD AUGUST 2022

There was fairly good demand for the 183,875 packages (11,934,317.00 kilos) available in the market with 27.25% neglected.

Pakistan Packers and Bazaar lent good support but at lower levels with maintained activity from Egyptian Packers while Kazakhstan, other CIS states and UK showed more interest. Yemen and other Middle Eastern countries were active but selective with reduced enquiry from Sudan. Afghanistan were less active while Local Packers saw improved interest. Russia and Iran were absent. Somalia maintained enquiry at the lower end of the market.

BP1: Best - Saw very irregular interest at steady to USC48 dearer with selected invoices advancing by up to USC94 to USC40 below previous rates. Brighter - Were irregular and ranged between firm to USC19 dearer to easier by USC22 with some teas unsold. Mediums - KTDA mediums were firm to USC19 easier, and many lines were without bids while plantation mediums shed up to USC4. Lower Mediums - Varied between steady to USC12 dearer to easier by up to USC30. Plainer -Most teas lost up to USC16, but a few lines gained up to USC6.

PF1: Best - Lost up to USC10 with only a few invoices advancing by up to USC8. Brighter -Were steady to USC10 easier. Mediums - KTDA mediums were fully firm at last levels with plantation mediums irregularly easier by up to USC15. Lower Mediums -Were irregular ranging between firm to USC13 above previous prices to USC14 easier. Plainer -Shed up to USC15 but a few teas advanced by up to USC8.

PDUST: Best - Met reduced competition and shed up to USC8. Brighter - Irregularly easier by up to USC16. Mediums - KTDA mediums were fully steady at last rates while plantation mediums were firm to USC4 easier. Lower Medium - Were irregular ranging between steady to USC9 dearer with a few selected invoices advancing by up to USC26 to easier USC8. Plainer - Varied between steady to USC13 dearer to easier by up to USC11.

DUST1: Best - Were firm to easier by up to USC10. Brighter - Steady to USC6 below last levels. Mediums - KTDA mediums saw irregular interest ranging between firm to USC14 dearer to easier by up to USC4; plantation mediums varied between steady to USC11 dearer with some select invoices discounted by up to USC12. Lower Medium - Shed up to USC12. Plainer - Irregular interest at firm to USC8 dearer to easier by the same margin.

(Courtesy - National Brokers Limited)

KOLKATA AUCTION 02ND / 03RD AUGUST 2022

Good demand. Assams overall steady. Dooars yet to sell. Buying Pattern: WI - Operating. Exporters - Operating. HUL - Operating, TCPL - Operating. Based on PAR's (1st session) Catalogue.

(Courtesy - Associated Brokers Pvt. Ltd., Kolkata)

BANGLADESH AUCTION OF 01ST AUGUST 2022

CTC LEAF: 47,636 packages of Current Season teas on offer met with a good demand which strengthened as the sale progressed.

BROKENS: Good BOPs were a strong feature of the sale and were generally firm to dearer following quality. Smaller Brokens also met with a strong demand and brighter varieties were often dearer. Medium types met with a fairly good demand but eased by Tk.2/- to Tk.3/- with a few withdrawals. Plain types met with only fair demand and prices declined by upto Tk.5/- with fair withdrawals. BLF teas saw fair enquiry at a discount with fair withdrawals.

FANNINGS: Best Fannings met with a strong demand and were mostly firm to a touch dearer whilst good varieties met with good demand and were generally steady. Medium types met with fair demand but eased slightly particularly the latter varieties. BLF teas saw fair enquiry at a discount with fair withdrawals.

CTC DUST: 13,159 packages of Current Season teas on offer met with good demand. Good liquoring well made Dusts met with good competition and were slightly dearer. Mediums met with better demand and were firm to slightly dearer. Plain and BLF Dusts were an easier market and witnessed fair withdrawals. CDs sold well at a lower rate. Blenders lent strong support with fair interest from the Loose tea buyers. However, there were more withdrawals than previous sale.

COMMENTS: There was stronger demand in this week's auction emanating mostly from the Blenders who were the mainstay of the market. Loose tea buyers operated in greater strength and as a result prices generally moved upwards. Dusts sold well but there were a little more withdrawal.

(Courtesy - National Brokers Limited)

GUWAHATI AUCTION OF 03RD AUGUST 2022

Good general demand (Based on ATB's 79%). All categories are steady around last levels. HUL/TCPL/Exporters and Western India buyers operating. Internal fair support.

(Courtesy - Associated Brokers (Pvt) Ltd., Guwahati)

MALAWI AUCTION OF 03RD AUGUST 2022

There was limited enquiry for the small quantity on offer.

BP1 were firm on last.

PF1SC - two lots on offer were easier by up to 5 USC.

PF1 met very limited enquiry and few lots were sold.

PD - N/A

D1 were firm to dearer by 12 USC.

Secondary grades were neglected.

(Courtesy - Tea Brokers Central Africa Limited)

JAKARTA AUCTION

The above market report details were not available at the time of printing this publication.