



Ceylon
Tea
Brokers

MARKET SNAPSHOT

SALE NO. 19 – SALE OF 18TH / 19TH MAY 2022

CEYLON TEA BROKERS PLC

Level 7, Millenium House, No.46/58, Nawam Mawatha, Colombo 2.

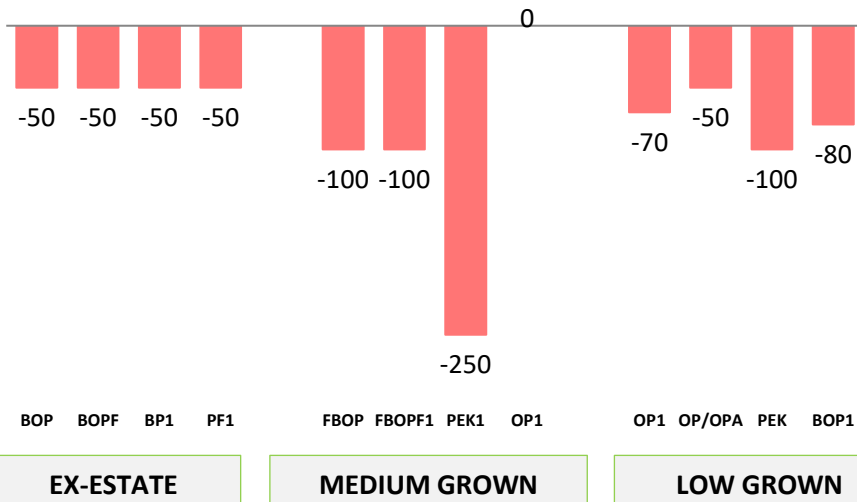
Tel:011-4607777 Fax: 011-4607788

Email : general@ceylonteabrokers.com ;

Web: www.ceylonteabrokers.com



**Ex-Estate: Fair demand at lower rates.
Low grows: Lower demand.**



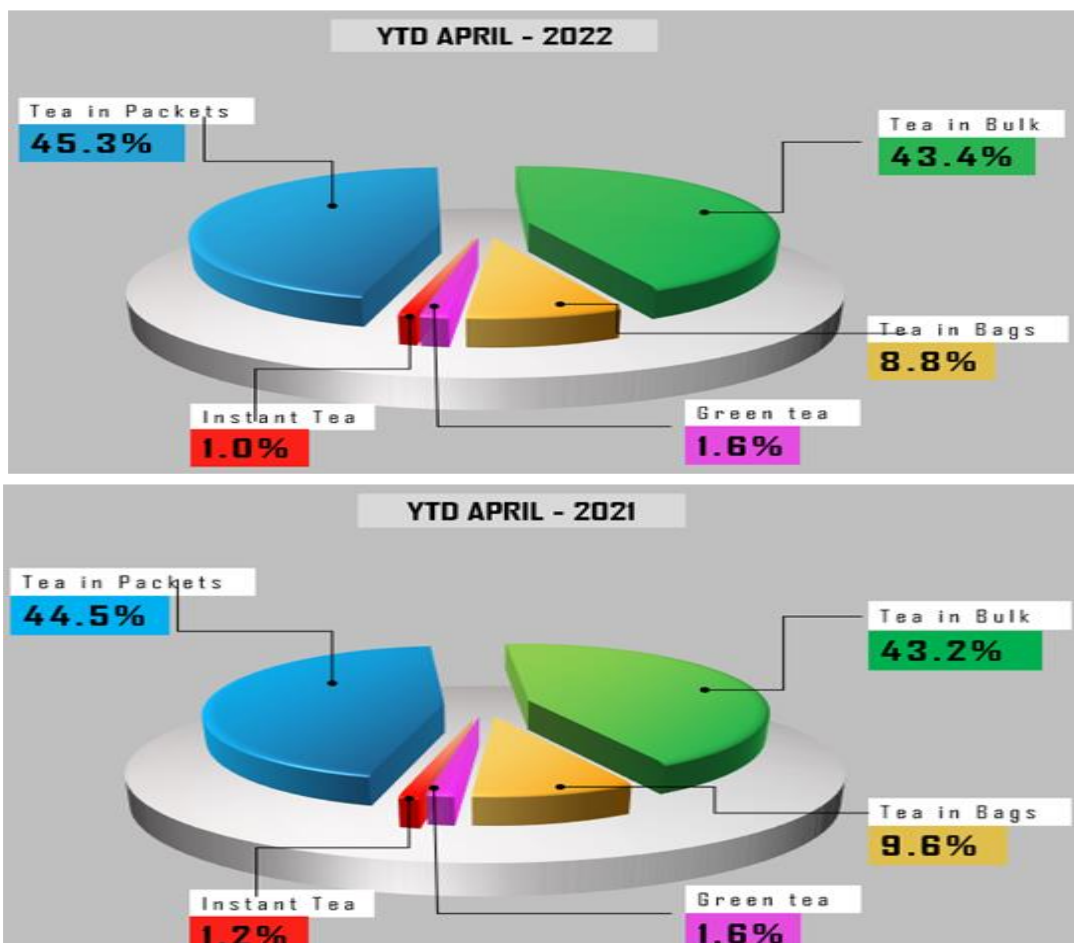
Currency -19th May
LKR 359.55/USD3.60

May (02nd Sale)
National Average
Rs. 1454.82/\$3.32

Elevation Average

Elv	Rs	\$
High	1195.52	3.0
Medium	1238.54	2.9
Low	1620.76	3.6

**CATEGORY WISE COMPOSITION OF TEA EXPORT QUANTITY
YTD APRIL – 2022 VS 2021**

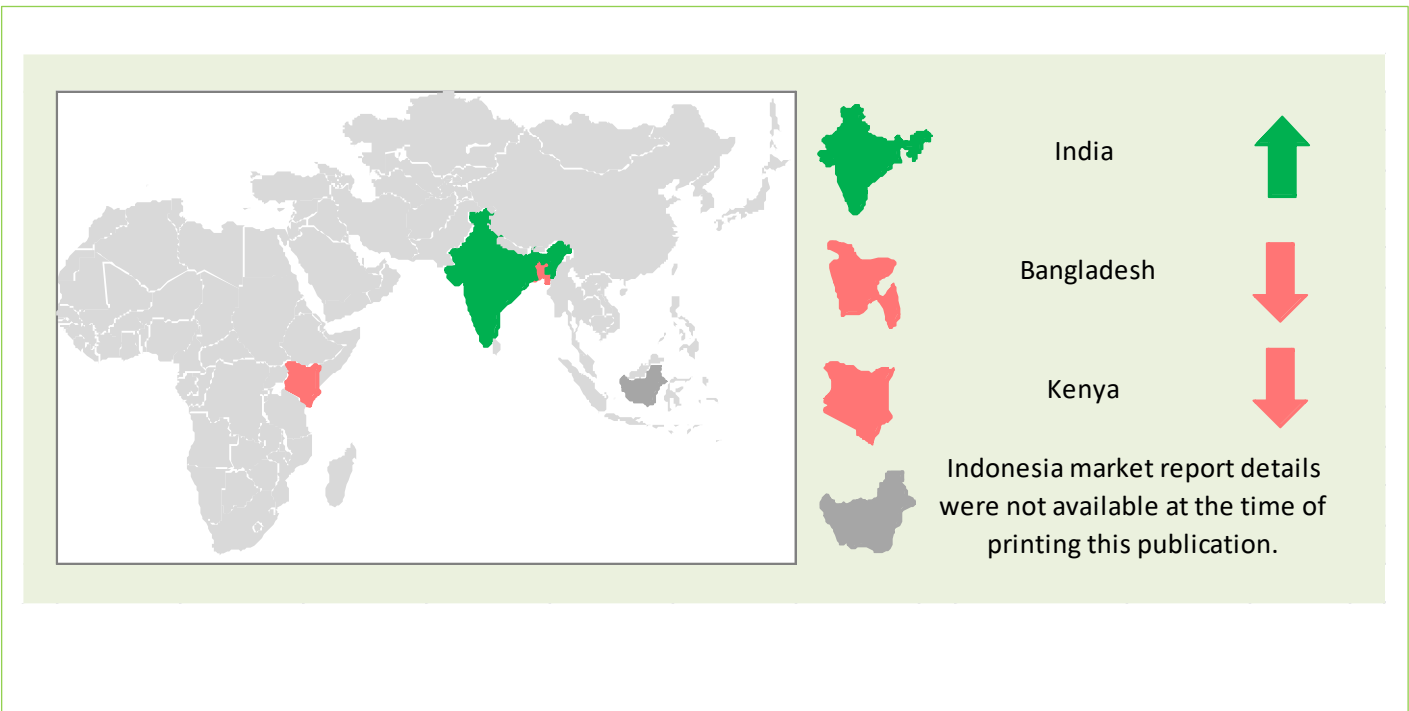


Source: SL Customs - Statistical Division

**TOP 10 COUNTRY WISE SRI LANKAN TEA EXPORT QUANTITIES (MN KG)
YTD APRIL 2022 VS 2021**



MARKET MOVEMENT AT INTERNATIONAL AUCTION CENTERS THIS WEEK



COMMENTS

Sale	Ex-Estate		Low Grown (Leafy/Tippy)		Total	
	Qty	Demand	Qty	Demand	Qty	Demand
19	1.0 MKgs	Fair demand at lower rates	2.8 MKgs	Lower	6.78 MKgs	Lower

WESTERN				
	SELECT BEST	BEST	BELOW BEST	PLAINER
BOP	Firm	↓ 50/-	↓ 100/-	↓ 150/-
BOPF	↓ 50/-	↓ 50/-	↓ 100/-	↓ 150/-

	NUWARA ELIYA	UDA PUSSELLAWA	UVA
BOP	Firm	↓ 100/-	↓ 20/-
BOPF	↓ 150/-	↓ 50/-	↓ 50/-

	HIGH	MEDIUM	LOW
BP1	↓ 20/-	↓ 50/-	↓ 100/-
PF1	↓ 50/-	↓ 50/-	↓ 100/-

HIGH & MEDIUM				
	SELECT BEST	BEST	BELOW BEST	OTHERS
BOP1	Firm	↓ 50/-	↓ 50/-	↓ 100/-
OP1	Firm	↓ 50/-	↓ 50/-	↓ 50/-
FBOP	Firm	↓ 100/-	↓ 100/-	↓ 150/-
FBOPF1	↓ 50/-	↓ 100/-	↓ 150/-	↓ 200/-
PEK	↓ 200/-	↓ 300/-	↓ 300/-	↓ 300/-
PEK1	↓ 200/-	↓ 300/-	↓ 300/-	↓ 300/-
OP/OPA	↓ 50/-	↓ 150/-	↓ 200/-	↓ 250/-

LEAFY / SEMI LEAFY				
	SELECT BEST	BEST	BELOW BEST	OTHERS
OP1	Firm	↓ 80/-	↓ 40/-	↓ 60/-
BOP1	Firm	↓ 60/-	↓ 40/-	↓ 60/-
OP/OPA			↓ 50/-	
PEK			↓ 100/-	
PEK1			↓ 100/-	
SMALL LEAF / TIPPY				
FBOP	↓ 50/-	↓ 50/-	↓ 40/-	↓ 50/-
FBOP1	↓ 40/-	↓ 50/-	↓ 60/-	↓ 80/-
FBOPF1	↓ 60/-	↓ 40/-	↓ 50/-	↓ 50/-
PREMIUM FLOWERY				
Select Best			↑ 200-500/-	
Best			↑ 200-300/-	
Others			Firm	



Mombasa
Demand – Fair demand



Crude Oil
As at 19th May 2022 – USD 110.61

Sri Lanka Tea Production for the month of April 2022 amounted to 22.91 Mn/Kg, vis-à-vis 30.03 Mn/Kg in 2021. (-7.12 Mn/Kg). Cumulative crop to end April 2022 was 86.23 Mn/Kg, compared with 104.55 Mn/Kg in 2021. (-18.31 Mn/Kg)

Elevation wise analysis shows that for the month of April 2022 High, Medium & Low Grows show a decrease of -1.28Mn/Kg, -1.41Mn/Kg & -4.43Mn/Kg respectively when compared to the same month last year.

CTC's recorded 1.93 Mn/Kg for the month of April 2022 vis-à-vis 2.59 Mn/Kg last year. (-0.66Mn/Kg)

(Please refer Page No.15 for more details)

Sri Lanka Tea Exports - Total quantity of tea exported for the month of April 2022 including Re-Exports with imported Tea amounted to 18.30 Mn/kg, recording an increase of 1.98 Mn/kg (12.15%) compared to the same period last year. The FOB price per Kg for the month was LKR 1,404.51 vis-à-vis LKR 959.13 for the same period in 2021 (LKR +445.38). Total export earnings recorded an increase of LKR 10.05 Billion (64.23%) in 2022 as against the same month last year.

(Please refer Page No.16 & 17 for more details)

CURRENCY BOARD – AS AT 19TH MAY 2022

	United States Dollars (USD)		European Community Euro (EUR)		United Kingdom pounds (GBP)	
	Corresponding		Corresponding		Corresponding	
	2022	2021	2022	2021	2022	2021
Sri Lankan Rupee	359.55	199.67	377.06	244.02	444.10	283.17

(Courtesy - Central Bank of Sri Lanka)

Indian Rupee	77.45	73.09	81.38	89.18	96.11	103.69
Kenyan Shilling	115.44	106.45	121.29	129.88	143.25	151.01
Bangladesh Taka	85.80	83.29	90.15	101.63	106.47	118.16
Indonesian Rupiah	14,685.50	14,300.90	15,430.40	17,449.20	18,223.60	20,287.90
Malawi Kwacha	801.44	773.06	842.09	943.25	994.52	1,096.7.00
Vietnam Dong	23,134.10	23,007.20	24,307.50	28,072.10	28,707.60	32,639.00

(Courtesy - Oanda Corporation)

SRI LANKA RUPEE AGAINST US DOLLAR

TIME PERIOD: 17/05/2022 TO 19/05/2022 (SPOT RATE)

17/05/2022	359.75	19/05/2022	359.55
18/05/2022	359.65		

(Courtesy - Central bank of Sri Lanka)

QUANTITY SOLD DURING THE PERIOD 09TH – 14TH MAY 2022

	2022		2021	
	WEEKLY	TODATE	WEEKLY	TODATE
PRIVATE SALES	53,222.00	1,138,862.50	117,340.50	2,188,050.59
PUBLIC AUCTION	5,347,402.00	90,515,260.50	6,035,720.00	105,955,896.50
FORWARD CONTRACTS	-	591,640.00	60,320.00	539,410.00
DIRECT SALES	-	-	-	-
TOTAL	5,400,624.00	92,245,763.00	6,213,380.50	108,683,357.09
BMF EXCLUDED FROM PRIVATE SALE	73,539.00	1,983,401.00	63,375.00	3,439,647.00

TEA
TECH
TIPS



In orthodox manufacture, increase small grades by using faster roller speed and high cone.

CROP AND WEATHER (FOR THE PERIOD 09TH -15TH MAY 2022)





























The Western planting districts experienced showers whilst the Nuwara Eliya's reported rain with heavy winds throughout the week. The Department of Meteorology forecasts showers in the Western regions and heavy winds in Nuwara Eliya in the coming week.

The Uva/Udapussellawa's reported gloomy weather with light evening showers.

The Low grown districts experienced rain throughout the week. Scattered showers are expected in the Ruhuna and Sabaragamuwa districts in the week ahead.

The Western and Uva/Udapussellawa's maintained their crop intakes. Nuwara Eliya and the Low grown's reported an increase.

WEATHER FORECAST (FOR THE PERIOD 21ST – 27TH MAY, 2022)

	Sat (21/05)	Sun (22/05)	Mon (23/05)	Tue (24/05)	Wed (25/05)	Thu (26/05)	Fri (27/05)
Galle	30°/24°C 	31°/24°C 	28°/24°C 	28°/25°C 	30°/24°C 	32°/24°C 	32°/23°C 
Matara	32°/23°C 	33°/23°C 	28°/23°C 	29°/23°C 	32°/24°C 	32°/23°C 	32°/23°C 
Ratnapura	32°/22°C 	32°/22°C 	27°/21°C 	29°/21°C 	32°/22°C 	35°/20°C 	35°/21°C 
Hatton/ Talawakelle	26°/16°C 	26°/18°C 	23°/17°C 	24°/15°C 	25°/16°C 	28°/15°C 	28°/15°C 

ORDER OF SALE THIS WEEK

EX EST	H/M-OFF GR & DUST	LEAFY/ SEMI LEAFY/ TIPPY/PREM & BOP1A
ES	Lanka Commodity Brokers	Asia Siyaka Commodities PLC
FW	Mercantile Produce Brokers (Pvt) Ltd	Bartleet Produce Marketing (Pvt) Ltd
AS	Forbes & Walker Tea Brokers (Pvt) Ltd	Mercantile Produce Brokers (Pvt) Ltd
MB	Eastern Brokers Ltd	Forbes & Walker Tea Brokers (Pvt) Ltd
BA	John Keells PLC	John Keells PLC
LC	Ceylon Tea Brokers PLC	Eastern Brokers Ltd
JK	Bartleet Produce Marketing (Pvt) Ltd	Lanka Commodity Brokers
CTB	Asia Siyaka Commodities PLC	Ceylon Tea Brokers PLC

CATALOGUE	LOTS	QTY (KGS)
EX-ESTATE	890	1,063,545
HIGH AND MEDIUM	1,666	929,356
LOW GROWN (LEAFY)	2,133	976,798
LOW GROWN (SEMI LEAFY)	1,526	698,992
LOW GROWN (TIPPY)	2,003	1,095,517
OFF GRADES + BOP1A	2,475	1,408,775
DUSTS	547	538,478
PREMIUM FLOWERY	349	65,508
TOTAL	11,589	6,776,968

HIGH GROWN TEAS

BOP Best westerns declined by Rs.70-100/- per kg. Below best declined further by Rs.100/- per kg and at times more. Plainer types too were lower by similar margin. Nuwara Eliya's were irregularly lower. Uda Pussellawa's were lower by Rs.100-150/- per kg. Few better Uva's gained by Rs.30-40/- per kg. Balance were lower by Rs.50/- per kg and more.

BOPF Best westerns eased by Rs.80-100/- per kg. Below best were easier by Rs.150-200/- per kg. Plainer types declined further and discounted towards the end. Nuwara Eliya's were irregular and mostly lower. Uda Pussellawa's declined by Rs.80-100/- per kg. Uva's in general declined by Rs.50-100/- per kg.

MEDIUM GROWN TEAS

BOPF Overall declined by Rs. 50-100/- per kg and more as the sale progressed.

BOP1/OP1 BOP1: Select best were firm, below best and bottom declined by Rs. 100-150/- per kg.
OP1: In general firm to easier.

OP/OPA Select best and best were eased by Rs. 100-150/- per kg and bottom declined by Rs. 200-250/- per kg.

PEKOE/PEKOE1 Overall moved down by Rs. 250-300/- per kg and more towards the closure.

FBOP/FBOPF1 In general, easier by 100-150/- per kg.

CTC

HIGH GROWN BP1 – Lower by Rs.30/- per kg and more.
PF1 – Eased by Rs.80-100/- per kg.

MEDIUM GROWN BP1 – Lower by Rs.50/- per kg and more.
PF1 – Declined by Rs.80-100/- per kg and more towards the end.

LOW GROWN BP1 – Firm to lower by Rs.100/- per kg.
PF1 – Declined by Rs.50-100/- per kg.

QUOTATIONS-HIGH GROWNS	BOP		BOPF	
BEST WESTERNS	1200	1600	1180	1320
BELOW BEST WESTERNS	940	1140	1000	1100
PLAINER WESTERNS	790	890	840	1000
NUWARA ELIYAS	1000	1850	1000	
UDAPUSSELLAWAS	720	790	810	850
BEST UVAS	1100	1300	940	1040
OTHER UVAS	920		940	1040
GOOD MEDIUMS	1500	1950	980	1140
POOR MEDIUMS	920	1000	830	940
QUOTATIONS – UNORTHODOX	BP1		PF1	
(CTC) CTC (High & Medium)	650	840	700	1120
CTC (Low)	940	1280	1220	1900

- BOP1** In general lower demand.
- OP1** Select best were slightly lower, best and cleaner below best were firm.
- OP** In general slightly lower market.
- OPA** Followed a similar trend to their OP counterparts.
- PEKOE/PEKOE1** PEKs and PEK1 were lower.
- FBOP/FBOP1** Select best and Best were considerably lower to last and the others too were easier but of a lesser margin.
- BOP** In general lower.
- BOPF** Select best, Best and Below best were lower to last week.
- FBOPF/FBOPF1** Select best and best FBOPF1 were easier whilst others too followed a similar trend. FBOPF's in general met with fair demand.

QUOTATIONS	SELECT BEST	BEST	BELOW BEST	OTHER
BOP1	2800-4250	1800-2600	1200-1700	750-1000
OP1	3000-4400	1800-2700	1000-1800	600-800
OP	2000-2700	1300-1800	900-1300	600-900
OPA	2000-2700	1300-1800	900-1300	600-900
PEKOE	1800-2350	1400-1800	1000-1400	700-900
PEKOE1	1800-2400	1400-1800	1000-1400	700-900
FBOP1	2000-2750	1400-1900	980-1300	Below 970
FBOP	2500-3750	1800-2300	1000-1700	Below 980
BOP	1600-2300	1000-1500	900-980	Below 880
BOPF	1300-2100	980-1200	840-970	Below 830
FBOPF1	1900-2600	1400-1800	980-1300	Below 970
FBOPF	2500-3600	1900-2300	1500-1800	Below 1400
FFSP/FFEXSP/FFEXSP1	5400-6950	4400-5300	3300-4300	Below 3000

OFF GRADES

- FGS/FGS1** Best high grown maintained. Medium and low grown shed by Rs. 40-50 per kg. CTCs were firm in general.
- BM/BP** BM - Best varieties were firm at the initial stage and eased as the sale progressed. Bottom declined by Rs. 80 -100 per kg and more towards the closure.
BP – In General maintained at last week levels.
- BOP1A** Best varieties were lower by Rs.50/- per kg. Below Best varieties declined by Rs. 100-150/- per kg per whilst the poorer sorts declined by Rs.150/- per kg.

	HIGH		MEDIUM		LOW	
BETTER FNGS	870	1200	850	980	880	1040
OTHER FNGS	420	860	560	830	400	870
P.FGS (CTC)	850	750	860	710	1320	
BP	550	1480	610	1700	340	1550
BM	620	900	600	980	510	1380
BOP1A	630	870	550	1080	550	1320

DUST

- DUST1** Best High grown declined Rs.80-100/- per kg. Below best and poorer types declined by Rs. 100 per kg and more. CTC's all round declined by Rs. 100- 120 per kg. Low grown were easier by Rs. 20-40 per kg.
- DUST** Cleaner secondaries were lower by Rs. 100 per kg. Balance declined further. Cleaner low grown were firm to marginally dearer. Others were firm.

	HIGH		MEDIUM		LOW	
PRIMARY DUSTS	970	1240	860	960	830	1300
SECONDARY DUSTS	750	960	730	850	570	820
PDUST (CTC)	930	1120	750	1000	660	1420

TOP PRICES - SALE NO. 19 OF 18TH / 19TH MAY 2022

WESTERN MEDIUM			
Harangalla	BOP	1,950.00	
Sanquhar	BOP	1,900.00	@
Windsorforest	BOPSp	1,850.00	
Vellai Oya	BOPF/BOPFSP	1,140.00	
Harangalla	BOP1	2,850.00	
Rilagala	FBOP/FBOP1	2,950.00	
Cooroondoowatte	FBOPF/FBOPF1	2,200.00	
Uplands	OP/OPA	1,850.00	
Dehiwatte Super	OP/OPA	1,800.00	@
Cooroondoowatte	OP/OPA	1,800.00	
Hatale	OP/OPA	1,800.00	
Craighead	OP1	** 3,150.00	
Craighead	PEK/PEK1	2,050.00	
WESTERN HIGH			
Great Western	BOP	1,600.00	
Weddemulla	BOP	1,500.00	@
Queensberry	BOPSp	1,650.00	
Ingestre	BOPF/BOPFSP	1,320.00	
Somerset	BOPF/BOPFSP	1,320.00	
Torrington	BOP1	** 2,180.00	
Weddemulla	BOP1	1,650.00	@
Torrington	FBOP/FBOP1	2,500.00	
Torrington	FBOPF/FBOPF1	1,900.00	
Weddemulla	OP/OPA	1,850.00	@
Weddemulla	OP1	2,100.00	@
Inverness	PEK/PEK1	1,750.00	
NUWARA ELIYA			
Lovers Leap	BOP	1,850.00	
Court Lodge	BOPF/BOPFSP	1,000.00	
Kenmare	BOPF/BOPFSP	1,000.00	
Court Lodge	FBOP/FBOP1	2,300.00	
Lovers Leap	FBOP/FBOP1	2,300.00	
Lovers Leap	PEK/PEK1	2,400.00	
UDA PUSSELLAWAS			
Kirklees	BOP	1,100.00	
Alma	BOPSp	1,200.00	@
Kirklees	BOPF/BOPFSP	1,000.00	
Delmar	FBOP/FBOP1	1,750.00	
Alma	FBOP/FBOP1	1,650.00	@
Gordon	FBOP/FBOP1	1,650.00	
Blairlomond	FBOPF/FBOPF1	1,750.00	
Alma	FBOPF/FBOPF1	1,700.00	@
Delmar	OP/OPA	1,600.00	
Alma	OP/OPA	1,500.00	@
Gonapitiya	OP1	1,850.00	
Alma	OP1	1,180.00	@
Blairlomond	PEK/PEK1	1,650.00	

UVA MEDIUM			
Dickwella	BOP	**2,100.00	
Demodera 'S'	BOPSp	1,600.00	
Halpewatta Uva	BOPSp	1,600.00	
Dickwella	BOPF/BOPFSP	1,950.00	
Demodera 'S'	BOP1	2,450.00	
Halpewatta Uva	FBOP/FBOP1	2,300.00	
Dickwella	FBOPF/FBOPF1	1,950.00	
Demodera 'S'	FBOPF/FBOPF1	1,950.00	
Wewesse	OP/OPA	1,880.00	
Halpewatta Uva	OP1	2,450.00	
Dickwella	PEK/PEK1	1,800.00	
UVA HIGH			
Uva Highlands	BOP	1,800.00	
Ranaya	BOPSp	1,200.00	@
Spring Valley	BOPSp	1,200.00	
Spring Valley	BOPF/BOPFSP	1,380.00	
Glenanore	BOP1	2,300.00	
Glenanore	FBOP/FBOP1	2,300.00	
Oodoowerre	FBOPF/FBOPF1	1,850.00	
Glenanore	OP/OPA	* 1,950.00	
Glenanore	OP1	2,500.00	
Glenanore	PEK/PEK1	1,700.00	
UNORTHODOX HIGH			
Dunsinane CTC	PF1	1,120.00	
Mount Vernon CTC	BP1	840.00	
Mount Vernon CTC	BPS	780.00	
UNORTHODOX MEDIUM			
New Peacock CTC	PF1	1,020.00	
Donside CTC	BP1	800.00	
Delta CTC	BP1	800.00	
Donside CTC	BPS	670.00	
UNORTHODOX LOW			
Kalubowitiyana CTC	PF1	1,900.00	@
Ceciliyan CTC	BP1	1,280.00	
Ross Feld CTC	BPS	750.00	

TOP PRICES - SALE NO. 19 OF 18TH / 19TH MAY 2022

LOW GROWN				DUSTS			
Pothotuwa	BOP1	4,250.00		Kelani	DUST1	1,550.00	
Lions	BOP1	4,000.00	@	Ceciliyan CTC	PD	1,420.00	
New Vithanakande	OP1	* 4,400.00					
Lumbini	OP1	* 4,400.00		PREMIUM FLOWERY			
Pothotuwa	OP1	4,350.00		Graceland	FBOPFSp	6,500.00	@
Mulatiyana Hills	OP1	4,100.00	@	Brombil	FBOPFSp	6,500.00	
New Athureliya	OP	2,700.00		Menikkanda	FBOPFSp	6,400.00	@
Liyonta	OPA	2,700.00		Graceland	FBOPFExSp	6,950.00	@
Nilwala	PEK	2,350.00		New Deniyaya	FBOPFExSp	6,900.00	
Lumbini	PEK	2,250.00	@	Lickra	FBOPFExSp	6,850.00	@
Brombil	PEK	2,250.00		Brombil	FBOPFExSp1	6,900.00	@
Rajjuruwatta Super	PEK1	2,400.00	@	Wathurawila	FBOPFExSp1	6,800.00	@
Kuttapitiya Super	PEK1	2,350.00	@	Brombil	FBOPFExSp1	6,250.00	
Yalta	PEK1	2,250.00	@	Yalta	FBOPFExSp1	6,150.00	@
New Vithanakande	PEK1	2,250.00		Lions	FBOPFExSp1	6,000.00	@
Sierra	PEK1	2,250.00		Sachitha	FBOPFExSp1	5,450.00	@
Andaradeniya Super	PEK1	2,250.00					
Makandura	PEK1	2,250.00		OFF GRADES			
Matuwagalla Super	BOP	2,300.00	@	Clydesdale	FGS/FGS1	1,200.00	
New Batuwangala	BOP	2,300.00		Hingalgoda CTC	PF	*1,320.00	
Pothotuwa	BOP	2,300.00		Kurunduwatta	BM	1,380.00	
Peak View Super	BOP	2,250.00	@	Gunawardana	BM	1,340.00	
Pothotuwa	BOP	2,250.00		Kothmale Hills	BP	1,700.00	
Makandura	BOP	2,250.00		Telbedde	BP	1,700.00	
Ceciliyan	BOP	2,250.00		Wathurawila	BOP1A	1,320.00	@
Suduwelipothahena Super	BOP	2,200.00	@	Lumbini Watta	BOP1A	1,300.00	@
Bogoda Group	BOP	2,200.00		Seranya	BOP1A	1,300.00	@
New Panilkanda	BOP	2,200.00		Wathurawila	BOP1A	1,300.00	@
Stream Line	BOPSp	2,200.00		Golden Garden	BOP1A	1,260.00	@
Sithaka	BOPF	2,100.00		Liyonta	BOP1A	1,260.00	
Katandola	BOPFSp	2,150.00					
Stream Line	BOPFSp	2,150.00					
New J.S.P	FBOP	3,750.00	@				
Sithaka	FBOP1	2,750.00					
Lumbini	FBOP1	2,650.00	@				
KDU Super	FBOPF	3,650.00					
Rotumba	FBOPF	3,200.00					
Sirimewana	FBOPF	2,950.00	@				
Makandura	FBOPF	2,950.00					
Hiniduma Smallholders	FBOPF1	2,600.00					
Sithaka	FBOPF1	2,600.00					
Pothotuwa	FBOPF1	2,550.00					
Kiruwanaaganga	FBOPF1	2,550.00					
Lumbini	FBOPF1	2,500.00	@				
Pothotuwa	FBOPF1	2,500.00					
Kiruwanaaganga	FBOPF1	2,500.00					

FUTURE SALES INFORMATION

SALE NO 20 OF 24TH / 25TH MAY 2022

EX-ESTATE	H/M-OFF GR & DUST	LEAFY/ SEMI LEAFY/ TIPPY/PREM & BOP1A
FW	Mercantile Produce Brokers (Pvt) Ltd	Bartleet Produce Marketing (Pvt) Ltd
AS	Forbes & Walker Tea Brokers (Pvt) Ltd	Mercantile Produce Brokers (Pvt) Ltd
MB	Eastern Brokers Ltd	Forbes & Walker Tea Brokers (Pvt) Ltd
BA	John Keells PLC	John Keells PLC
LC	Ceylon Tea Brokers PLC	Eastern Brokers Ltd
JK	Bartleet Produce Marketing (Pvt) Ltd	Lanka Commodity Brokers
CTB	Asia Siyaka Commodities PLC	Ceylon Tea Brokers PLC
ES	Lanka Commodity Brokers	Asia Siyaka Commodities PLC

Buyers Prompt: 31.05.2022

Sellers Prompt: 01.06.2022

AWAITING SALE - CATALOGUE DETAILS

	SALE OF 24TH / 25TH MAY 2022		SALE OF 31ST MAY / 01ST JUN 2022	
	LOTS	QTY(KGS)	LOTS	QTY(KGS)
EX-ESTATE	802	943,027	852	996,064
HIGH AND MEDIUM	1,718	930,281	1,843	988,811
LOW GROWN (LEAFY)	2,102	946,518	2,125	942,836
LOW GROWN (SEMI LEAFY)	1,436	645,675	1,608	726,615
LOW GROWN (TIPPY)	1,884	986,502	1,961	1,026,309
OFF GRADES+BOP1A	2,549	1,446,067	2,474	1,409,715
DUSTS	465	456,857	512	532,836
PREMIUM FLOWERY	360	69,045	403	74,763
TOTAL	11,316	6,423,972	11,778	6,697,949
MAIN SALE & EX ESTATE CLOSED ON	06TH MAY 2022		14TH MAY 2022	

Closed ahead of the Schedule.

SALE NO.22 – 07TH / 08TH JUNE 2022

Ex-Estate catalogue and Main Sale catalogues are scheduled to be closed on the 20th May 2022.

SALE NO.23 – 13TH / 15TH JUNE 2022

Ex-Estate catalogue and Main Sale catalogues are scheduled to be closed on the 26th May 2022.

SALE NO.24 – 21ST / 22ND JUNE 2022

Ex-Estate catalogue and Main Sale catalogues are scheduled to be closed on the 02nd June 2022.

ELEVATION WISE – STATISTICS – COLOMBO AUCTION AVERAGES

Elevation	WEEK BEFORE	LAST WEEK	LAST YEAR	YEAR BEFORE
	LAST			
	(RS)	(RS)	(RS)	(RS)
	Sale- 04.05.2022	Sale- 13.05.2022	Corres 2021	Corres 2020
Uva High	1228.35	1197.06	565.03	606.89
Western High	1204.30	1164.11	594.41	680.16
CTC High	1130.87	1052.91	508.85	577.22
Total High Grown	1213.20	1176.22	584.59	649.27
Uva Medium	1388.50	1324.92	580.15	632.39
Western Medium	1214.22	1135.91	546.32	561.47
CTC Medium	961.52	932.79	511.32	518.13
Total Medium Grown	1276.66	1204.09	558.11	591.31
Orthodox Low	1660.53	1657.91	656.33	777.22
CTC Low	1174.67	1103.80	516.51	544.65
Total Low Grown	1623.56	1615.33	649.94	762.15
TOTAL	1476.02	1438.54	617.08	710.22

Elevation	WEEK BEFORE	LAST WEEK	LAST YEAR	YEAR BEFORE
	LAST			
	(\$)	(\$)	(\$)	(\$)
	Sale- 04.05.2022	Sale- 13.05.2022	Corres 2021	Corres 2020
Uva High	3.61	3.33	2.83	3.23
Western High	3.54	3.23	2.98	3.62
CTC High	3.33	2.92	2.55	3.07
Total High Grown	3.57	3.27	2.93	3.45
Uva Medium	4.08	3.68	2.91	3.36
Western Medium	3.57	3.16	2.74	2.98
CTC Medium	2.83	2.59	2.56	2.75
Total Medium Grown	3.75	3.34	2.80	3.14
Orthodox Low	4.88	4.61	3.29	4.13
CTC Low	3.45	3.07	2.59	2.90
Total Low Grown	4.78	4.49	3.26	4.05
Weekly Total (USD)	4.34	4.00	3.09	3.78
Exchange Rate (LKR)	340.00	360.00	199.57	188.11

Elevation	TODATE	TODATE	TODATE	TODATE	TODATE	TODATE
	2020	2021	2022	2020	2021	2022
	(RS)	(RS)	(RS)	(\$)	(\$)	(\$)
Uva High	553.02	581.32	870.47	2.98	2.97	3.36
Western High	605.13	629.02	865.32	3.26	3.22	3.34
CTC High	565.88	557.12	717.19	3.05	2.85	2.77
Total High Grown	590.03	616.12	866.85	3.18	3.15	3.34
Uva Medium	597.61	593.85	912.32	3.22	3.04	3.52
Western Medium	531.97	574.95	776.13	2.87	2.94	2.99
CTC Medium	505.76	534.58	642.70	2.73	2.74	2.48
Total Medium Grown	551.94	580.38	817.39	2.98	2.97	3.15
Orthodox Low	685.87	678.54	1041.48	3.70	3.47	4.02
CTC Low	465.61	523.62	666.10	2.51	2.68	2.57
Total Low Grown	666.15	668.62	1014.06	3.59	3.42	3.91
TOTAL	630.61	643.15	949.76	3.40	3.29	3.66

Cumulative Sale Averages – 1 USD= Rs. (Monthly Weighted Average) **185.38** **195.45** **259.18**

(Source: MSL/ CBSL)

WORLD TEA PRODUCTION (IN MILLION KILOS)

Country	Month	Month		To-date		Diff(+/-)
		2021	2022	2021	2022	2021 vs 2022
Sri Lanka	April	30.03	22.90	104.54	86.23	-18.31
Bangladesh	Mar	1.68	1.59	1.99	2.13	0.14
North India	Mar	46.9	51.8	49.1	53.6	4.5
South India	Mar	19.6	16.3	50.7	46.7	-4
Malawi	Feb	7.2	7	14.2	11.8	-2.4
Kenya	Feb	43.4	40.8	92.3	89.5	-2.8

(Source: Africa Tea Brokers/National Brokers Ltd)

MOMBASA AUCTION OF 16TH/ 17TH & 18TH MAY 2022

Maintained fair demand at irregular levels for the 189,600 packages (12,516,641.50 kilos) on offer; 30.41% remained unsold.

Pakistan Packers and Bazaar maintained activity with some improved interest from Egyptian Packers, Yemen and other Middle Eastern countries. There was reduced enquiry from UK, Sudan, Kazakhstan and other CIS states. Afghanistan were more selective with Iran and Russia quiet. Local Packers maintained support based on price. Somalia were active at the lower end of the market.

BP1: Best - Were irregular ranging between firm to USC18 dearer to easier by up to USC16. Brighter - Varied between steady to USC4 dearer to easier by up to USC7 with many teas neglected. Mediums - KTDA mediums held value where sold with many lines remaining without bids while plantation mediums ranged between firm to USC10 dearer to easier by up to USC4. Lower Mediums - Saw reduced competition at steady to USC18 below last rates with only a few lines advancing by up to USC10. Plainer - Met more but irregular interest varying between firm to USC14 dearer to easier by USC6.

PF1: Best - Shed up to USC10. Brighter - Were discounted by up to USC8 and some lines remained unsold. Mediums - KTDA mediums held firm at previous rates with many teas neglected while plantation mediums saw irregular interest and varied between steady to USC14 dearer to easier by up to USC11. Lower Mediums - Ranged between firm to USC22 dearer to USC14 below last levels. Plainer - Saw improved activity and appreciated by up to USC24 but some lines shed up to USC13.

DUST GRADES (M1) Best - Met less enquiry and eased by up to USC14. Brighter - Were discounted by USC5 to USC11. Mediums - KTDA mediums held firm at previous prices for most teas with only a few lines irregular varying between USC9 dearer to easier by USC6; plantation mediums were steady to USC8 dearer to easier by USC7. Lower Medium - Were irregularly easier by up to USC22. Plainer - Saw improved but irregular activity with most teas gaining up to USC16 but some lines shed up to USC11.

DUST1: Best - Varied between firm to USC5 dearer to easier by USC12. Brighter - Shed up to USC15. Mediums - KTDA mediums were steady to USC13 easier with plantation mediums firm to USC10 below last levels. Lower Medium - Discounted by USC5 to USC13. Plainer - Appreciated by up to USC14 with only a few lines easier by up to USC8.

SECONDARY GRADES (S1) In the Secondary Catalogues, BPs were firm with PFs about steady. Clean well sorted coloury Fannings tended easier with DUSTs discounted. Other Fannings held value while similar DUSTs were irregular but, on a balance, easier. BMFs were well absorbed.

(Courtesy: Africa Tea Brokers Limited)

BANGLADESH AUCTION OF 16TH MAY 2022

CTC LEAF: 25,410 packages of Current Season teas on offer once again met with a fair demand with more withdrawals.

BROKENS: Well-made good liquoring Brokens met with a good demand and sold well but prices were easier by Tk.6/- to Tk.8/- and prices for these ranged between Tk.212/- and Tk.217/-. Smaller Brokens met with a similar trend and eased by upto Tk.12/- and these realized rates between Tk.207/- and Tk.214/-. However, there were a few withdrawals in this category. Medium types once again met with less demand and often declined by Tk. 12/- to Tk.14/- and prices for these ranged between Tk.195/- and Tk.200/-. Plain types met with much less demand and sold between Tk.175/- and Tk. 185/- and there were heavy withdrawals in this category. BLF teas met with some demand but prices again declined quite sharply and these sold between Tk.125/- and Tk.140/- with quite a lot of withdrawals.

FANNINGS: Good liquoring Fannings were well supported but prices dropped by Tk.10/- to Tk.12/- and prices ranged between Tk. 212/- and Tk.220/-. Mediums were in less demand and declined by upto Tk.15/- and sold between Tk.197/- and Tk.204/-. Plain types were discounted further and often sold between Tk.175/- and Tk.182/- with quite heavy withdrawals. BLF teas saw fair decline in price and could be quoted between Tk.128/- and Tk.140/- with quite a lot of withdrawals.

CTC DUST: 6,557 packages of Current Season teas on offer met with good demand. Good liquoring varieties sold at irregularly easier market. Medium Dusts met with fair demand and were further discounted with a few withdrawals. Plain and BLF categories met with less demand at easier rates with several withdrawals. Blenders lent strong support with fair interest from the Loose tea buyers.

COMMENTS: There was only a handful of bright liquoring teas backed by neat appearance which elicited good demand and were generally steady to touch dearer. All others met with a discriminating market and recorded a sharp drop in price following quality. Blenders lent a fair support whilst there was some interest from the Loose tea buyers for selective lines. Dusts were an easier market.

(Courtesy - National Brokers Limited)

MALAWI AUCTION OF 18TH MAY 2022

There was less and selective demand at firm to easier rates.

BP1 - N/A.

PF1/PF1SC met less and selective demand at firm to easier rates.

PD - Few available were firm on last.

D1 were mainly neglected with few lines selling at last week's levels.

Secondaries met very limited interest at lower levels.

(Courtesy - Tea Brokers Central Africa Limited)

GUWAHATI AUCTION OF 17TH MAY 2022

Fair demand. Good and medium Assams so far selling at barely steady to easier levels following quality. Plain/BLF teas are yet to sell. (Based on Par's 1 st session) HUL/WI/Exporters operating. Internal fair support.

(Courtesy - Associated Brokers (Pvt) Ltd., Guwahati)

KOLKATA AUCTION OF 10TH/ 11TH MAY 2022

Fair demand. Assams irregularly easier. Better Doors around last. Remainder irregularly easier. Buying Pattern: W I - Operating. Exporters - Operating. HUL - Some enquiry. Based on CB & JT's (1st session) Catalogue.

JAKARTA AUCTION

The above market report details were not available at the time of printing this publication.

TEA PRODUCTION STATISTICS - APRIL 2022

We give below production figures for the month of April 2022, together with the corresponding figures of 2021 (Kgs)

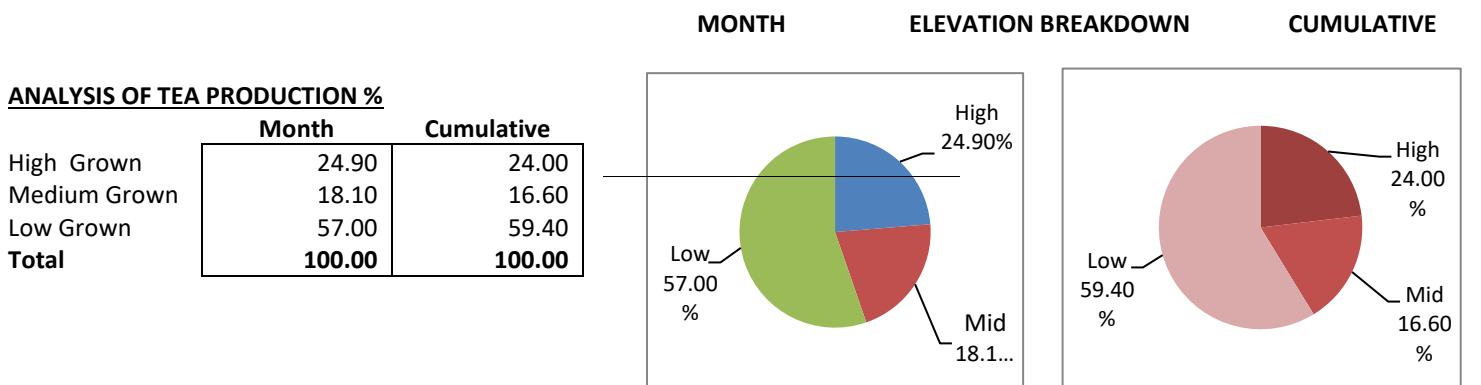
	2022		2021		DIFFERENT FROM LAST YEAR +/-	
	APRIL	TODATE	APRIL	TODATE	MONTH	CUMULATIVE
ORTHODOX						
High Grown	5,142,957.00	18,465,424.00	6,258,735.00	20,599,250.00	-1,115,778.00	-2,133,826.00
Medium Grown	3,487,105.00	11,756,945.00	4,486,793.00	14,050,865.00	-999,688.00	-2,293,920.00
Low Grown	12,255,300.00	47,728,935.00	16,506,877.00	59,929,937.00	-4,251,577.00	-12,201,002.00
Total	20,885,362.00	77,951,304.00	27,252,405.00	94,580,052.00	-6,367,043.00	-16,628,748.00

	2022		2021		DIFFERENT FROM LAST YEAR +/-	
	APRIL	TODATE	APRIL	TODATE	MONTH	CUMULATIVE
CTC						
High Grown	499,956.00	1,883,011.00	639,874.00	2,029,329.00	-139,918.00	-146,318.00
Medium Grown	630,645.00	2,334,095.00	976,412.00	3,148,772.00	-345,767.00	-814,677.00
Low Grown	797,079.00	3,477,639.00	970,307.00	4,015,504.00	-173,228.00	-537,865.00
Total	1,927,680.00	7,694,745.00	2,586,593.00	9,193,605.00	-658,913.00	-1,498,860.00

	2022		2021		DIFFERENT FROM LAST YEAR +/-	
	APRIL	TODATE	APRIL	TODATE	MONTH	CUMULATIVE
TOTAL BLACK TEA PRODUCTION						
High Grown	5,642,913.00	20,348,435.00	6,898,609.00	22,628,579.00	-1,255,696.00	-2,280,144.00
Medium Grown	4,117,750.00	14,091,040.00	5,463,205.00	17,199,637.00	-1,345,455.00	-3,108,597.00
Low Grown	13,052,379.00	51,206,574.00	17,477,184.00	63,945,441.00	-4,424,805.00	-12,738,867.00
Total	22,813,042.00	85,646,049.00	29,838,998.00	103,773,657.00	-7,025,956.00	-18,127,608.00

	2022		2021		DIFFERENT FROM LAST YEAR +/-	
	APRIL	TODATE	APRIL	TODATE	MONTH	CUMULATIVE
GREEN TEA						
High Grown	58,189.00	333,571.00	84,533.00	425,259.00	-26,344.00	-91,688.00
Medium Grown	37,811.00	251,222.00	104,386.00	339,888.00	-66,575.00	-88,666.00
Low Grown	548.00	1,324.00	4,843.00	6,933.00	-4,295.00	-5,609.00
Total	96,548.00	586,117.00	193,762.00	772,080.00	-97,214.00	-185,963.00

	2022		2021		DIFFERENT FROM LAST YEAR +/-	
	APRIL	TODATE	APRIL	TODATE	MONTH	CUMULATIVE
TOTAL TEA PRODUCTION						
High Grown	5,701,102.00	20,682,006.00	6,983,142.00	23,053,838.00	-1,282,040.00	-2,371,832.00
Medium Grown	4,155,561.00	14,342,262.00	5,567,591.00	17,539,525.00	-1,412,030.00	-3,197,263.00
Low Grown	13,052,927.00	51,207,898.00	17,482,027.00	63,952,374.00	-4,429,100.00	-12,744,476.00
Total	22,909,590.00	86,232,166.00	30,032,760.00	104,545,737.00	-7,123,170.00	-18,313,571.00



CTC PRODUCTION AS A PERCENTAGE OF BLACK TEA PRODUCTION

Month	8.4
Cumulative	9.0

SRI LANKA TEA EXPORTS – APRIL 2022

Description	April -- 2022			April -- 2021		
	Quantity (Kg)	Value (Rs)	FOB Price per Kg	Quantity (Kg)	Value (Rs)	FOB Price per Kg
Tea in Bulk	8,351,624	10,170,326,662	1,217.77	7,066,136	5,772,990,314	816.99
Tea in Packets	7,738,950	10,014,884,795	1,294.09	7,191,096	6,375,527,106	886.59
Tea in Bags	1,748,084	4,154,624,955	2,376.67	1,539,063	2,453,392,164	1,594.08
Instant Tea	155,373	361,867,375	2,329.02	242,484	443,889,377	1,830.59
Green Tea	301,835	995,041,756	3,296.64	274,839	601,160,288	2,187.31
Grand Total	18,295,866	25,696,745,543	1,404.51	16,313,618	15,646,959,249	959.13
Approx. \$ Value		\$ 75,169,652.02	\$ 4.11		\$ 78,413,697.09	\$ 4.81

Description	January to April -- 2022			January to April -- 2021		
	Quantity (Kg)	Value (Rs)	FOB Price per Kg	Quantity (Kg)	Value (Rs)	FOB Price per Kg
Tea in Bulk	35,560,790	33,506,260,714	942.22	37,202,959	29,869,169,058	802.87
Tea in Packets	37,136,177	36,896,413,053	993.54	38,365,274	34,132,767,819	889.68
Tea in Bags	7,180,234	13,358,441,702	1,860.45	8,233,347	12,536,610,266	1,522.66
Instant Tea	790,575	1,457,349,369	1,843.40	994,892	1,742,436,194	1,751.38
Green Tea	1,329,197	3,424,697,416	2,576.52	1,404,169	2,987,568,701	2,127.64
Grand Total	81,996,972	88,643,162,254	1,081.05	86,200,641	81,268,552,038	942.78
Approx. \$ Value		\$ 339,922,662.12	\$ 4.15		\$ 413,061,200.62	\$ 4.79

FOB PRICES VS USD – JANUARY TO APRIL 2021 VS 2022

YEAR 2022			
Month	Exchange Rate	FOB Price	USD
January	201.46	948.24	4.71
February	201.74	962.27	4.77
March	255.81	1,045.14	4.09
April	319.44	1,404.51	4.4

YEAR 2021			
Month	Exchange Rate	FOB Price	USD
January	190.49	923.99	4.85
February	194.07	940.09	4.84
March	196.98	950.81	4.83
April	197.42	959.13	4.86

SRI LANKA TEA EXPORTS – COUNTRY WISE

Country	Jan to Apr 2022 Qty (Kg)	Jan to Apr 2021 Qty (Kg)	Diff. in Qty (M.Kg)
Iraq	15,301,562	9,197,221	6.10
Russia	7,369,700	8,265,038	(0.90)
U.A.E.	7,227,856	5,577,485	1.65
Other Cis Countries	5,093,250	4,958,949	0.13
Turkey	4,530,113	11,056,655	(6.53)
Iran	4,426,550	3,139,584	1.29
China	3,741,296	5,276,935	(1.54)
Libya	3,453,310	4,117,471	(0.66)
Germany	2,477,993	2,068,710	0.41
Chile	2,458,245	1,864,694	0.59
Saudi Arabia	2,409,477	2,014,261	0.40
U.S.A.	1,952,916	1,555,159	0.40
Syria	1,808,203	3,139,540	(1.33)

CONT...

Country	Jan to Apr 2022 Qty (Kg)	Jan to Apr 2021 Qty (Kg)	Diff. in Qty (M.Kg)
Jordan	1,530,441	1,959,659	(0.43)
Japan	1,481,662	2,061,726	(0.58)
Taiwan	1,424,643	1,443,848	(0.02)
Poland	1,098,218	1,134,473	(0.04)
Hong Kong	1,067,971	1,317,020	(0.25)
Israel	864,853	723,987	0.14
Egypt	843,683	906,754	(0.06)
South Africa	799,980	355,054	0.44
Netherlands (Holand)	729,507	912,209	(0.18)
Ukraine	681,942	1,450,725	(0.77)
Ireland	641,856	868,504	(0.23)
Belgium	640,208	1,013,480	(0.37)
Australia	635,046	750,138	(0.12)
Kuwait	581,359	601,283	(0.02)
Lebanon	443,656	1,215,215	(0.77)
Italy	440,172	268,058	0.17
Albania	402,677	770,659	(0.37)
Other	5,438,628	6,216,148	(0.78)
Total	81,996,972	86,200,641	(4.20)

Source: SL Customs - Statistical Division/CBSL

SRI LANKA TEA EXPORTS – APRIL 2022

Total quantity of tea exported for the month of April 2022 including Re-Exports with imported Tea amounted to 18.30 Mn/kg, recording an increase of 1.98 Mn/kg (12.15%) compared to the same period last year. The FOB price per Kg for the month was LKR 1,404.51 vis-à-vis LKR 959.13 for the same period in 2021 (LKR +445.38). Total export earnings recorded an increase of LKR 10.05 Billion (64.23%) in 2022 as against the same month last year.

Cumulative exports for the period January to April 2022 including Re-Exports with imported Tea amounted to 82.00 Mn/kg, showing a decline of 4.20 Mn/Kg (-4.88%) compared to last year. The FOB price per Kg for January to April 2022 recorded LKR 1,081.05 vis-à-vis LKR 942.78 for the corresponding period in 2021 (LKR +138.27). Total export value for the period under reference showed an increase of LKR 7.37 Billion (9.07%) compared to 2021.

Equivalent USD export earnings for the cumulative period January to April 2021 amounted to approximately USD 339.92 Million compared with USD 413.06 Million in the same period last year showing a decrease of approximately USD 73.14 Million.

Country wise analysis of exports reveals that Iraq has emerged as the largest export destination from Sri Lanka followed by Russia and U.A.E.