



MARKET SNAPSHOT

SALE NO. 04 – SALE OF 25TH / 26TH JANUARY 2022

CEYLON TEA BROKERS PLC

Level 7, Millenium House, No.46/58, Nawam Mawatha, Colombo 2.

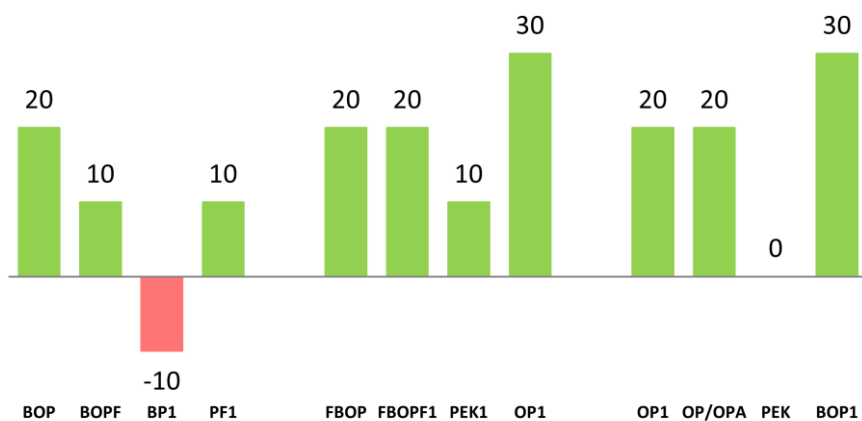
Tel:011-4607777 Fax: 011-4607788

Email : general@ceylonteabrokers.com ;

Web: www.ceylonteabrokers.com



Met with good demand all round.



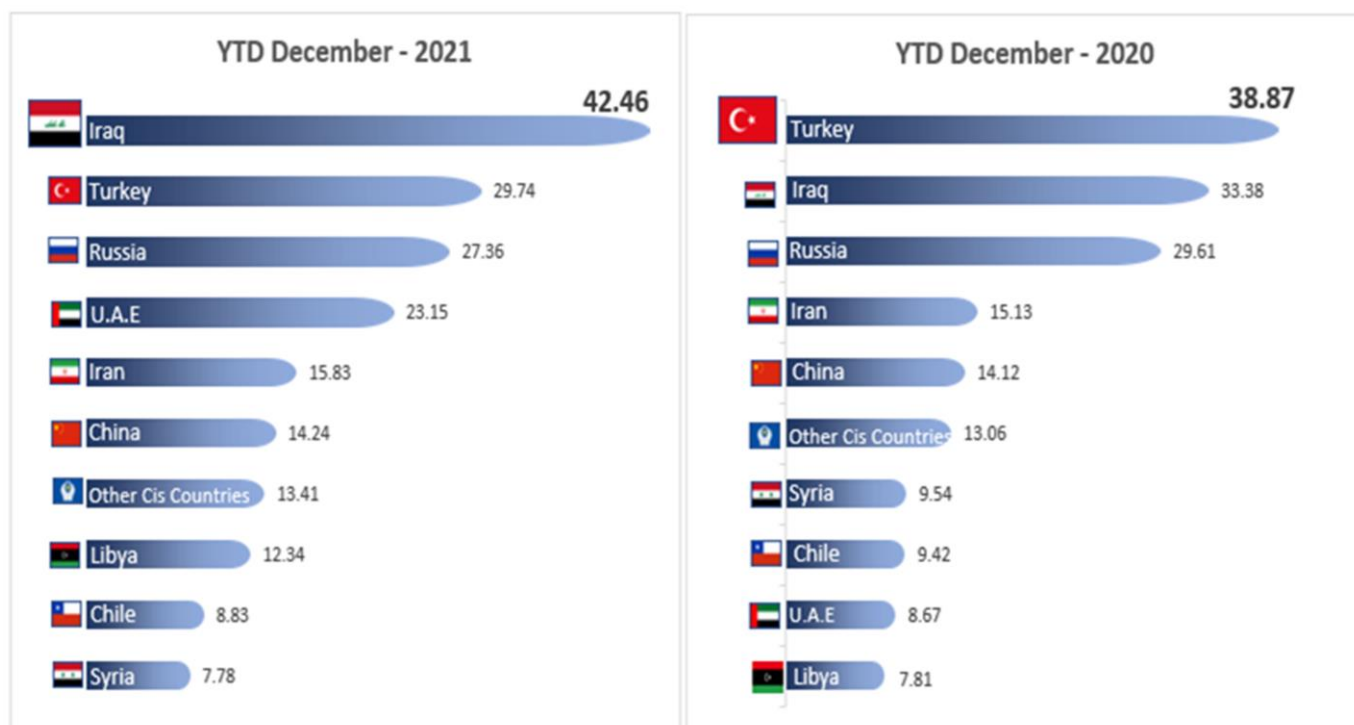
Currency - 26th January
LKR 201.59/USD

January (03rd Sale)
National Average
Rs. 692.05/\$3.16

Elevation Average

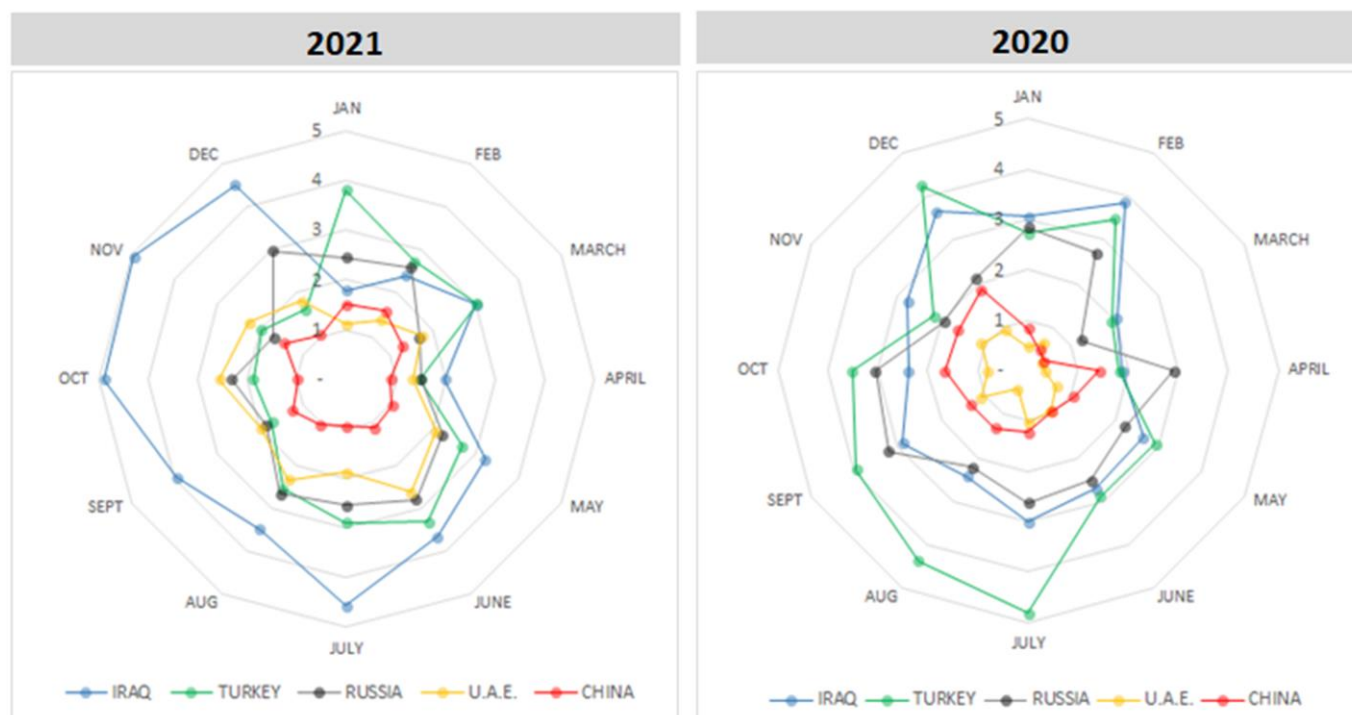
Elev	Rs	\$
High	682.26	3.1
Medium	606.31	2.8
Low	718.14	3.3

TOP 10 COUNTRY WISE SRI LANKAN TEA EXPORT QUANTITIES YTD DECEMBER 2021 VS 2020



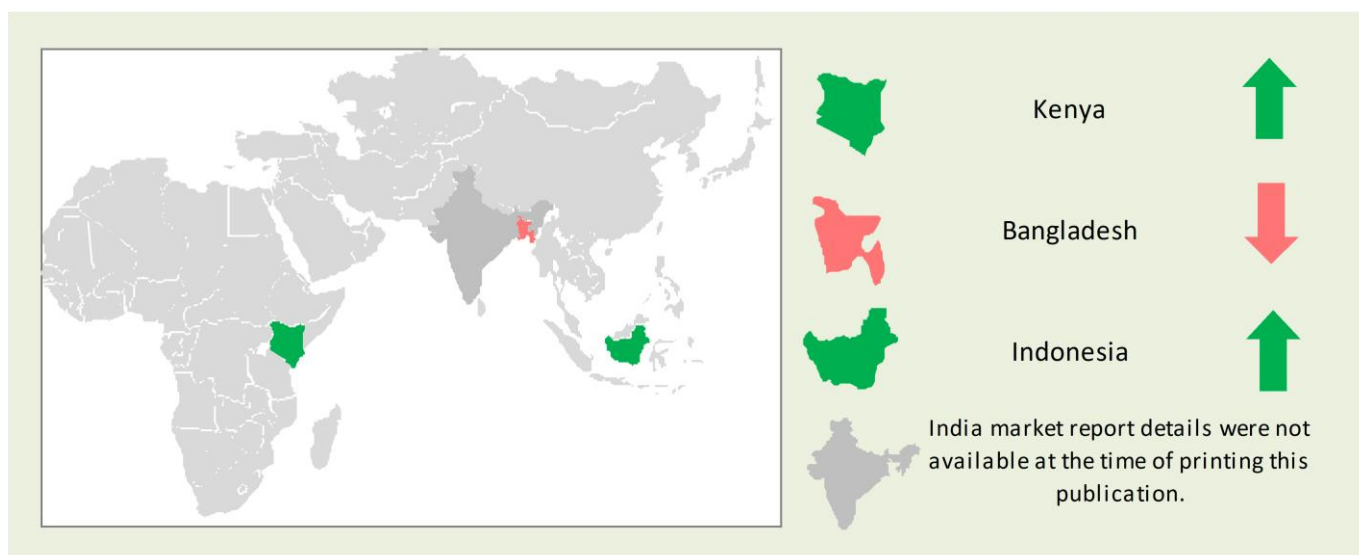
Source: SL Customs - Statistical Division

MONTHLY SRI LANKA TEA EXPORTS (IN MN KG) IRAQ, TURKEY, RUSSIA, U.A.E, CHINA – 2021 VS 2020



Source: SL Customs - Statistical Division

MARKET MOVEMENT AT THE AUCTION CENTRES THIS WEEK



COMMENTS

Sale	Ex-Estate		Low Grown (Leafy/Tippy)		Total	
	Qty	Demand	Qty	Demand	Qty	Demand
04	1.0 MKgs	Good	2.9 MKgs	Good	6.9 MKgs	Good demand all round

WESTERN				
	SELECT BEST	BEST	BELOW BEST	PLAINER
BOP	↑ 20/-	↑ 20/-	↑ 20/-	Firm
BOPF	↑ 20/-	↑ 20/-	↑ 10/-	Firm

	NUWARA ELIYA	UDA PUSSELLAWA	UVA
BOP	↑ 20/-	Irregular	↑ 20/-
BOPF	N/A	↑ 20/-	↑ 20/-

	HIGH	MEDIUM	LOW
BP1	N/A	Irregular	Firm
PF1	↑ 10/-	Irregular	Firm

HIGH & MEDIUM				
	SELECT BEST	BEST	BELOW BEST	OTHERS
BOP1	↑ 20/-	↑ 20/-	↑ 20/-	↑ 10/-
OP1	↑ 20/-	↑ 20/-	↑ 30/-	↑ 20/-
FBOP	↑ 20/-	↑ 20/-	↑ 20/-	↑ 20/-
FBOPF1	↑ 20/-	↑ 30/-	↑ 20/-	↑ 20/-
PEK	↓ 10/-	↓ 10/-	↓ 20/-	↓ 20/-
PEK1	↑ 10/-	↑ 10/-	↑ 10/-	↓ 20/-
OP/OPA	↑ 10/-	↑ 10/-	↑ 20/-	↑ 20/-

LEAFY / SEMI LEAFY				
	SELECT BEST	BEST	BELOW BEST	OTHERS
OP1	Firm	↓ 40/-	↑ 20/-	↑ 40/-
BOP1	↑ 30/-	↑ 20/-	↑ 30/-	↑ 20/-
OP/OPA			↑ 20/-	
PEK			Firm	
PEK1			↑ 15/-	

SMALL LEAF / TIPPY				
FBOP	↓ 20/-	Firm	Firm	↓ 10/-
FBOP1	↓ 10/-	↓ 10/-	Firm	↓ 10/-
FBOPF1	↓ 20/-	Firm	↓ 20/-	↓ 20/-

PREMIUM FLOWERY				
Select Best			↑ 200 - 300/-	
Best			↑ 100 - 200/-	
Others			Firm	



Crude Oil
As at 26th January 2022 – USD 86.81



Mombasa Auction
Demand: Good general demand.

HOLIDAY NOTICE

Please note our Head Office, Warehouse & Sample Room will be closed for business on the following day:

Friday, 04th February 2022 - National Day

CURRENCY BOARD – AS AT 26TH JANUARY 2022

	United States Dollars (USD)		European Community Euro (EUR)		United Kingdom pounds (GBP)	
	Corresponding		Corresponding		Corresponding	
	2022	2021	2022	2021	2022	2021
Sri Lankan Rupee	201.59	196.15	227.95	238.21	272.51	268.19

(Courtesy - Central bank of Sri Lanka)

Indian Rupee	74.63	72.93	84.31	88.65	100.63	99.80
Kenyan Shilling	112.78	109.19	127.40	132.72	152.06	149.41
Bangladesh Taka	84.36	83.32	95.30	101.26	113.74	114.00
Indonesian Rupiah	14,340.90	14,077.50	16,199.80	17,110.10	19,335.20	19,262.60
Malawi Kwacha	803.41	760.72	907.56	924.60	1,083.21	1,040.92
Vietnam Dong	22,640.40	22,999.70	25,575.10	27,954.20	30,525.10	31,471.00

(Courtesy - Oanda Corporation)

SRI LANKA RUPEE AGAINST US DOLLAR

TIME PERIOD: 20/01/2022 TO 26/01/2022 (WEIGHTED AVERAGE RATE)

20/01/2022	201.05	24/01/2022	202.00	26/01/2022	201.59
21/01/2022	202.75	25/01/2022	202.03		

(Courtesy - Central bank of Sri Lanka)

QUANTITY SOLD DURING THE PERIOD 17TH - 22ND JANUARY, 2022

	2021		2020	
	WEEKLY	TODATE	WEEKLY	TODATE
PRIVATE SALES	83,135.00	287,681.50	81,216.00	264,480.00
PUBLIC AUCTION	4,609,947.00	13,631,207.00	7,020,249.00	18,935,962.00
FORWARD CONTRACTS	36,400.00	86,860.00	8,400.00	43,680.00
DIRECT SALES	-	-	-	-
TOTAL	4,729,482.00	14,005,748.50	7,109,865.00	19,244,122.00
BMF EXCLUDED FROM PRIVATE SALE	156,140.00	613,246.00	207,639.00	609,589.00

TEA
TECH
TIPS

Fired teas must be cooled no sooner it is discharged from the Dryer. Do not heap hot fired tea without sufficient cooling.

CROP AND WEATHER (FOR THE PERIOD 17TH -23RD JANUARY 2022)





























The Western planting districts recorded sunny mornings followed by chilly evenings. The Nuwara Eliya's experienced bright weather throughout the week. The Department of Meteorology forecasts misty mornings in both regions in the coming week.

The Uva/Udapussellawa's reported bright weather throughout the week. Misty mornings are expected in the Uva region in the up-coming week.

The Low grown district experienced clear weather throughout the week. Foggy mornings are predicted in the Ruhuna and Sabaragamuwa region during the week ahead.

The Western and Low grown districts maintained the crop intakes. Nuwara Eliya's recorded a slight increase whilst the Uva/Udapussellawa's reported a decline.

WEATHER FORECAST (FOR THE PERIOD 27TH JANUARY – 02ND FEBRUARY, 2022)

	Thu (27/01)	Fri (28/01)	Sat (29/01)	Sun (30/01)	Mon (31/01)	Tue (01/02)	Wed (02/02)
Galle	29°/22°C 	33°/23°C 	33°/23°C 	30°/23°C 	30°/23°C 	30°/22°C 	30°/22°C 
Matara	32°/21°C 	34°/21°C 	33°/22°C 	32°/21°C 	33°/21°C 	33°/20°C 	32°/20°C 
Ratnapura	35°/18°C 	36°/18°C 	36°/19°C 	35°/19°C 	35°/19°C 	35°/16°C 	34°/16°C 
Hatton/ Talawakelle	28°/12°C 	29°/13°C 	29°/13°C 	28°/13°C 	26°/10°C 	27°/12°C 	28°/11°C 

ORDER OF SALE - SOLD THIS WEEK

EX EST	H/M-OFF GR & DUST	LEAFY/ SEMI LEAFY/ TIPPY/PREM & BOP1A
AS	Mercantile Produce Brokers (Pvt) Ltd	Asia Siyaka Commodities PLC
FW	Lanka Commodity Brokers	John Keells PLC
LC	Asia Siyaka Commodities PLC	Lanka Commodity Brokers
CTB	Bartleet Produce Marketing (Pvt) Ltd	Forbes & Walker Tea Brokers (Pvt) Ltd
BA	Ceylon Tea Brokers PLC	Eastern Brokers Ltd
JK	John Keells PLC	Mercantile Produce Brokers (Pvt) Ltd
MB	Eastern Brokers Ltd	Bartleet Produce Marketing (Pvt) Ltd
ES	Forbes & Walker Tea Brokers (Pvt) Ltd	Ceylon Tea Brokers PLC

CATALOGUE	LOTS	QTY (KGS)
EX-ESTATE	920	1,076,601.0
HIGH AND MEDIUM	1,706	871,673
LOW GROWN (LEAFY)	2,234	968,125
LOW GROWN (SEMI LEAFY)	1,661	774,482
LOW GROWN (TIPPY)	2,273	1,244,216
OFF GRADES + BOP1A	2,421	1,299,878
DUSTS	614	627,883
PREMIUM FLOWERY	491	90,966
TOTAL	12,320	6,953,824

HIGH GROWN TEAS

BOP Best Western's advanced Rs 20-40 per kg and more following special inquiry. Below best gained Rs 20-30 per kg. Select Nuwara Eliya's appreciated Rs 20-30 per kg whilst the balance gained at a lesser extent. Better Udapussellawa's were irregular. The rest advanced RS 20-30 per kg. Best Uva's advanced Rs 20-30 per kg whilst the others were firm to dearer.

BOPF A few Best Western's followed a similar trend to their BOP counterparts. Below best appreciated Rs 10-20 per kg and more. Plainer varieties were firm to dearer by Rs 10-20 per kg. Nuwara Eliya's were lower. Udapussellawa's advanced Rs 20 per kg. Better Uva's gained Rs 30 per kg. The balance were firm to dearer.

MEDIUM GROWN TEAS

BOP High priced invoices sold well. The balance gained.

BOPF Well-made teas were firm to Rs 10-20 per kg dearer. Bottom appreciated further.

OP/OPA Well-made varieties advanced by Rs 10-20 per kg. The balance too gained by a similar margin.

PEKOE/PEKOE1 Well-made PEK's were irregular whilst the balance remained unchanged. PEK1's in general gained Rs 10-20 per kg.

FBOP/FBOPF1 Select best varieties were irregularly dearer at the initial stages and were firm on last towards the closure. All others were irregular yet advanced.

CTC

HIGH GROWN **BP1s** - Hardly any offerings. **PF1s** - Best were Rs 10 per kg dearer. The rest advanced further by Rs 30-50 per kg.

MEDIUM GROWN **BP1s** -Irregular. **PF1s** - Clean leaf bright invoices gained. The rest were irregularly firm.

LOW GROWN **BP1s** -Unchanged. **PF1s**- Best were dearer whilst the balance eased.

QUOTATIONS-HIGH GROWNS		BOP		BOPF	
BEST WESTERNS	760	900	770	1120	
BELOW BEST WESTERNS	670	750	690	760	
PLAINER WESTERNS	610	660	660	680	
NUWARA ELIYAS	580	750	590	700	
UDAPUSSELLAWAS	580	710	630	680	
BEST UVAS	630	720	630	740	
OTHER UVAS	580	600	550	580	
GOOD MEDIUMS	720	1160	780	800	
POOR MEDIUMS	N/A		550	590	
QUOTATIONS – UNORTHODOX		BP1		PF1	
(CTC) CTC (High & Medium)	500	560	550	730	
CTC (Low)	600	740	780	940	

LOW GROWN

BOP1	All varieties advanced.
OP1	Followed a similar trend to their BOP1 counterparts.
OP	Select Best were fully firm. Improved Below Best and Bottom advanced. The balance too were dearer at a lesser extent.
OPA	Followed a similar trend to their OP counterparts.
PEKOE/PEKOE1	Select best were fully firm to selectively dearer on quality. All others maintained.
FBOP/FBOP1	Select best unchanged. Best, Below best and Bottom gained. FBOP1s were dearer in general.
BOP	Well-made invoices were firm. All others appreciated.
BOPF	In general dearer.
FBOPF/FBOPF1	Very Tippy flowery grades attracted good demand. Best, Below Best and Bottom appreciated. FBOPF1's in general advanced.

QUOTATIONS	SELECT BEST	BEST	BELOW BEST	OTHER
BOP1	1,200-2,000	800-950	650-760	Below 650
OP1	1,200-2,550	800-1,000	680-800	Below 650
OP	750-980	680-750	600-660	Below 600
OPA	800-1,120	680-780	600-660	Below 600
PEKOE	950-1,600	750-900	650-700	Below 630
PEKOE1	1,000-1,600	750-880	650-700	Below 630
FBOP1	980-1,350	820-880	670-780	Below 520
FBOP	1,100-1,500	820-960	670-780	Below 480
BOP	1,100-1,300	830-880	740-820	Below 480
BOPF	880-1,020	680-720	440-620	Below 400
FBOPF1	1,100-1,550	770-820	680-750	Below 500
FBOPF	1,200-1,600	750-780	650-750	Below 460
FFSP/FFEXSP/FFEXSP1	2,600- 4,400	1,000-1,600	760-860	-

OFF GRADES

- FGS/FGS1** Better types were firm to Rs. 10-20 per kg dearer. Poorer sorts gained by Rs. 10 per kg. Best low grown were firm to selectively dearer whilst the below best and others increased by Rs. 10-20 per kg. Best CTCs gained by Rs. 10- 20 per kg and more at times.
- BM/BP** BM in general gained by Rs. 10-20 per kg.
Better cleaner BP dearer by Rs. 10-20 per kg whilst others maintained.
- BOP1A** Select best and best varieties were firm whilst below best varieties and bottom varieties gained by Rs. 10 per kg.

	HIGH		MEDIUM		LOW	
BETTER FNGS	510	730	520	680	490	620
OTHER FNGS	400	480	410	480	400	520
P.FGS (CTC)	N/A		460	560	335	760
BETTER BP	540	710	550	900	550	900
OTHER BP	420	540	430	480	410	470
BETTER BM	480	520	550	790	810	
OTHER BM	410	460	410	470	410	470
BOP1A	450	610	460	670	460	840

DUST

- DUST1** Best High Grown were firm but eased towards the end. Below best and poorer types marginally dearer. High & Medium Grown CTC's were irregularly dearer. Low Grown CTC's were marginally lower on last. Best Low Grown gained by Rs. 10 -20 per kg.
- DUST** Cleaner secondary's were fully firm to dearer. Poorer types gained by Rs.10-20/- per kg and Low Grown were firm on last.

	HIGH		MEDIUM		LOW	
PRIMARY DUSTS	600	800	420	530	440	500
SECONDARY DUSTS	480	600	400	460	380	440
PDUST (CTC)	580	650	380	550	400	780

TOP PRICES - SALE NO. 04 OF 25TH / 26TH JANUARY 2022

WESTERN MEDIUM

Kenilworth	BOP	1,160.00	
Hatale	BOPSp	**1,080.00	
Craighead	BOPF/BOPFSp	810.00	
Harangalla	BOP1	1,350.00	
Craighead	FBOP/FBOP1	1,450.00	
Craighead	FBOPF/FBOPF1	1,180.00	
Hatale	FBOPF/FBOPF1	1,180.00	
Hatale	OP/OPA	790.00	
Craighead	OP1	1,450.00	
New Rothschild	OP1	1,180.00	@
Uplands	PEK/PEK1	1,200.00	

WESTERN HIGH

Great Western	BOP	900.00	
Queensberry	BOPSp	960.00	
Great Western	BOPF/BOPFSp	1,120.00	
Glenloch	BOP1	1,300.00	
Weddemulla	FBOP/FBOP1	1,250.00	@
Weddemulla	FBOPF/FBOPF1	**1,080.00	@
Glenloch	FBOPF/FBOPF1	**1,080.00	
Inverness	OP/OPA	860.00	
Venture	OP1	940.00	
Weddemulla	OP1	880.00	@
Somerset	PEK	870.00	
Weddemulla	PEK1	850.00	@

NUWARA ELIYA

Lovers Leap	BOP	750.00	
Mahagastotte	BOPF/BOPFSp	700.00	
Court Lodge	FBOP/FBOP1	1,040.00	
Court Lodge	PEK/PEK1	920.00	
Lovers Leap	PEK/PEK1	920.00	

UDA PUSSELLAWAS

Delmar	BOP	770.00	
Delmar	BOPSp	**890.00	
Luckyland	BOPF/BOPFSp	680.00	
Kirklees	BOPF/BOPFSp	680.00	
High Forest	BOPF/BOPFSp	680.00	
Delmar	BOP1	940.00	
Blairlomond	FBOP/FBOP1	**1,040.00	
Delmar	FBOPF/FBOPF1	980.00	
Delmar	OP/OPA	740.00	
Gordon	OP1	760.00	
Delmar	PEK	670.00	
Alma	PEK1	640.00	@

UVA MEDIUM

Aruna Passara	BOP	1,040.00	
Halpewatta Uva	BOPSp	980.00	
Dickwella	BOPF/BOPFSp	1,000.00	
Demodera 'S'	BOP1	1,100.00	
Aruna Passara	FBOP/FBOP1	1,250.00	
Halpewatte Uva	FBOPF/FBOPF1	1,100.00	
Ambrosia Uva	OP/OPA	840.00	@
Ury	OP1	880.00	@
Meddakanda	OP1	880.00	
Halpewatta Uva	PEK/PEK1	870.00	

UVA HIGH

Glenanore	BOP	920.00	
Uva Highlands	BOP	920.00	
Craig	BOPSp	940.00	
Uva Highlands	BOPF/BOPFSp	980.00	
Oodoowerre	BOP1	1,100.00	
Glenanore	BOP1	1,100.00	
Battawatte	BOP1	1,100.00	
Oodoowerre	FBOP/FBOP1	1,100.00	
Aislaby	FBOP/FBOP1	1,100.00	
Battawatte	FBOP/FBOP1	1,100.00	
Oodoowerre	FBOPF/FBOPF1	1,020.00	
Glenanore	FBOPF/FBOPF1	1,020.00	
Aislaby	FBOPF/FBOPF1	1,020.00	
Glenanore	OP	830.00	
Mount Uva	OPA	700.00	@
Battawatte	OP1	920.00	
Mount Uva	OP1	900.00	@
Mount Uva	PEK	770.00	@
Battawatte	PEK1	840.00	

UNORTHODOX HIGH

Dunsinane CTC	PF1	730.00	
Mount Vernon CTC	BP1	660.00	@
Mount Vernon CTC	BPS	600.00	@

UNORTHODOX MEDIUM

New Peacock CTC	PF1	730.00	
Duckwari CTC	BP1	550.00	
Delta CTC	BP1	550.00	
Aultmore CTC	BPS	580.00	

UNORTHODOX LOW

Kalubowitiyana CTC	PF1	940.00	
Ceciliyan CTC	PF1	940.00	
Hingalgoda CTC	PF1	940.00	
Ceciliyan CTC	BP1	750.00	
Canora CTC	BPS	480.00	

TOP PRICES - SALE NO. 04 OF 25TH / 26TH JANUARY 2022

LOW GROWN

Pothotuwa	BOP1	2,000.00	
Sithaka	BOP1	2,000.00	
Hidellana	BOP1	2,000.00	
Wathurawila	BOP1	1,950.00	@
New Vithanakande	BOP1	1,950.00	
A C U Super	BOP1	1,900.00	@
Pothotuwa	OP1	2,550.00	
Maliboda	OP	980.00	
Dampahala	OP	980.00	
Sithaka	OP	980.00	
Galatara	OP	960.00	
Brombil	OP	940.00	@
Samrin	OP	940.00	
Karagoda	OP	940.00	
Captain Garden	OP	940.00	
Muswenna	OP	940.00	
New Singhe Vally	OP	940.00	
Lions	OPA	1,120.00	@
Rotumba	OPA	1,120.00	
A C U Super	OPA	1,100.00	@
Lumbini	OPA	1,100.00	@
Mulatiyana Hills	OPA	1,080.00	@
Navinda	OPA	1,080.00	
New Mahendra	PEK	1,600.00	
Liyonta	PEK	1,600.00	
Lumbini	PEK	1,500.00	@
Golden Garden	PEK	1,500.00	
Lakvinka	PEK	1,500.00	
Hidellana	PEK1	1,600.00	
Green Lanka	PEK1	1,450.00	
Nilvin Super	PEK1	1,400.00	@
Rajjuruwatta Super	PEK1	1,400.00	@
Nilrich	PEK1	1,400.00	@
Wathurawila	PEK1	1,400.00	@
Kamarangapitiya	PEK1	1,400.00	
Makandura	PEK1	1,400.00	
New Mahendra	PEK1	1,400.00	
Ceciliyan	BOP	1,300.00	
Mulatiyana Hills	BOP	1,250.00	@
Golden Garden	BOP	1,250.00	
Menikkanda	BOP	1,200.00	@
Peak View Super	BOP	1,200.00	@
Pothotuwa	BOP	1,200.00	
Nawagamuwehena	BOP	1,200.00	
New Hopewell	BOP	1,200.00	
Wikilliya	BOP	1,200.00	
Kehelwela	BOP	1,200.00	
Makandura	BOP	1,200.00	
Kiruwanaaganga	BOPSp	1,200.00	
Hidellana	BOPF	1,020.00	
Mahaliyadda	BOPFSp	1,250.00	
Nilgiri	FBOP	1,500.00	@
Thundola Ella	FBOP	1,500.00	
New Vithanakande	FBOP	1,500.00	
Pothotuwa	FBOP	1,500.00	
Hidellana	FBOP	1,500.00	

CONT...

Sithaka	FBOP	1,500.00	
Sunrise	FBOP	1,500.00	
Mulatiyana Hills	FBOP	1,450.00	@
Wathurawila	FBOP	1,450.00	@
Brombil	FBOP	1,450.00	
Golden Garden	FBOP	1,450.00	
New Vithanakande	FBOP	1,450.00	
Kiruwanaaganga	FBOP	1,450.00	
Ceciliyan	FBOP	1,450.00	
Sunrise	FBOP	1,450.00	
Adams View	FBOP	1,450.00	
Hidellana	FBOP1	1,350.00	
Rotumba	FBOPF	1,600.00	
New J.S.P	FBOPF	1,550.00	@
Sihara	FBOPF	1,500.00	@
Rajjuruwatta Super	FBOPF1	1,550.00	@

DUST

Wattegodde	DUST1	860.00
Ceciliyan CTC	PD	780.00

PREMIUM FLOWERY

New Deniyaya	FBOPFSp	3,250.00	
Lumbini	FBOPFSp	2,900.00	@
Weddemulla	FBOPFSp	2,650.00	@
New Ferndale	FBOPFSp	2,600.00	@
A C U Super	FBOPFExSp	4,400.00	@
Lions	FBOPFExSp	3,950.00	@
New Vithanakande	FBOPFExSp	3,850.00	
Nilrich	FBOPFExSp	3,700.00	@
Ivy Hills	FBOPFExSp	3,500.00	@
Brombil	FBOPFExSp	3,400.00	@
Alhewana Super	FBOPFExSp	3,400.00	
Nilgiri	FBOPFExSp	3,100.00	@
Janahitha	FBOPFExSp	3,050.00	@
Lumbini	FBOPFExSp	3,000.00	@
Thundola Ella	FBOPFExSp1	3,800.00	@
Brombil	FBOPFExSp1	3,200.00	@

OFF GRADES

Dessford	FGS/FGS1	730.00	
Hingalgoda CTC	PF	760.00	
Co-op Cola	BM	810.00	
Dartry	BP	900.00	
Chandrika Estate	BP	900.00	
Dickwella	BP	890.00	
Kothmale Hills	BP	890.00	
Aldora	BP	890.00	
New Rothschild	BP	880.00	@
Dickwella	BP	880.00	
Orange Field	BP	880.00	
Hidellana	BP	880.00	
Matuwagalla Super	BOP1A	*840.00	@
Co-op Cola	BOP1A	*840.00	

FUTURE SALES INFORMATION

SALE NO 05 OF 31ST JANUARY / 01ST FEBRUARY 2022

Ex-Estate	H/M-OFF GR & DUST	LEAFY/ SEMI LEAFY/ TIPPY/PREM & BOP1A
FW	Lanka Commodity Brokers	John Keells PLC
LC	Asia Siyaka Commodities PLC	Lanka Commodity Brokers
CTB	Bartleet Produce Marketing (Pvt) Ltd	Forbes & Walker Tea Brokers (Pvt) Ltd
BA	Ceylon Tea Brokers PLC	Eastern Brokers Ltd
JK	John Keells PLC	Mercantile Produce Brokers (Pvt) Ltd
MB	Eastern Brokers Ltd	Bartleet Produce Marketing (Pvt) Ltd
ES	Forbes & Walker Tea Brokers (Pvt) Ltd	Ceylon Tea Brokers PLC
AS	Mercantile Produce Brokers (Pvt) Ltd	Asia Siyaka Commodities PLC

Buyers Prompt: 07.02.2022

Sellers Prompt: 08.02.2022

AWAITING SALE - CATALOGUE DETAILS

	SALE OF 31ST JAN / 01ST FEB 2022		SALE OF 08TH / 09TH FEB 2022	
	LOTS	QTY(KGS)	LOTS	QTY(KGS)
EX-ESTATE	847	963,415	716	834,340
HIGH AND MEDIUM	1,525	762,520	1,125	573,782
LOW GROWN (LEAFY)	2,051	858,654	1,844	765,475
LOW GROWN (SEMI LEAFY)	1,512	679,915	1,321	593,083
LOW GROWN (TIPPY)	2,333	1,236,976	1,983	1,035,171
OFF GRADES+BOP1A	2,635	1,464,737	2,100	1,126,880
DUSTS	602	606,743	433	429,479
PREMIUM FLOWERY	375	69,535	343	56,907
TOTAL	11,880	6,642,495	9,865	5,415,117
MAIN SALE & EX ESTATE CLOSED ON	13TH JANUARY 2022		20TH JANUARY 2022	

Closed ahead of the Schedule.

SALE NO.07 – 14TH / 15TH FEBRUARY 2022

Ex-Estate catalogue and Main Sale catalogues are scheduled to be closed on the 27th January 2022.

SALE NO.08 – 22ND / 23RD FEBRUARY 2022

Ex-Estate catalogue and Main Sale catalogues are scheduled to be closed on the 03rd February 2022.

SALE NO.09 – 01ST/ 02ND MARCH 2022

Ex-Estate catalogue and Main Sale catalogues are scheduled to be closed on the 10th February 2022.

ELEVATION WISE – STATISTICS – COLOMBO AUCTION AVERAGES

Elevation	WEEK BEFORE LAST (RS) Sale- 11.01.2022	LAST WEEK (RS) Sale- 19.01.2022	LAST YEAR (RS) Corres 2021	YEAR BEFORE (RS) Corres 2020
Uva High	614.90	626.33	583.50	463.54
Western High	714.92	715.15	622.16	570.87
CTC High	617.92	625.95	583.34	556.82
Total High Grown	678.78	687.71	612.33	547.36
Uva Medium	633.94	643.25	600.70	508.60
Western Medium	604.80	624.66	585.09	498.59
CTC Medium	523.60	549.15	554.78	477.11
Total Medium Grown	614.96	630.14	590.41	500.66
Orthodox Low	747.75	763.34	688.69	650.27
CTC Low	499.93	529.23	561.24	468.67
Total Low Grown	729.42	746.15	679.68	635.94
TOTAL	701.16	715.29	651.46	601.00

Elevation	WEEK BEFORE LAST (\$) Sale- 11.01.2022	LAST WEEK (\$) Sale- 19.01.2022	LAST YEAR (\$) Corres 2021	YEAR BEFORE (\$) Corres 2020
Uva High	3.05	3.10	3.03	2.56
Western High	3.54	3.54	3.23	3.15
CTC High	3.06	3.10	3.03	3.07
Total High Grown	3.36	3.41	3.18	3.02
Uva Medium	3.14	3.19	3.12	2.81
Western Medium	3.00	3.09	3.04	2.75
CTC Medium	2.59	2.72	2.88	2.63
Total Medium Grown	3.05	3.12	3.06	2.76
Orthodox Low	3.70	3.78	3.57	3.59
CTC Low	2.48	2.62	2.91	2.58
Total Low Grown	3.61	3.69	3.53	3.51
TOTAL	3.47	3.54	3.38	3.31
Weekly Sale Averages – 1 USD= Rs. (Daily Weighted Average)	201.90	201.94	192.74	181.31

Elevation	TODATE 2019 (RS)	TODATE 2020 (RS)	TODATE 2021 (RS)	TODATE 2019 (\$)	TODATE 2020 (\$)	TODATE 2021 (\$)
Uva High	449.75	582.74	614.77	2.48	3.05	3.03
Western High	563.03	633.94	711.26	3.10	3.32	3.51
CTC High	553.69	590.49	621.86	3.05	3.09	3.07
Total High Grown	535.47	620.69	677.64	2.95	3.25	3.34
Uva Medium	480.63	601.58	629.67	2.65	3.15	3.11
Western Medium	489.03	583.42	595.97	2.70	3.05	2.94
CTC Medium	475.68	562.29	527.21	2.62	2.94	2.60
Total Medium Grown	487.07	589.14	607.22	2.68	3.08	3.00
Orthodox Low	640.49	683.79	736.64	3.53	3.58	3.63
CTC Low	463.60	560.73	516.53	2.56	2.93	2.55
Total Low Grown	625.46	675.17	720.47	3.45	3.53	3.55
TOTAL	586.59	649.59	693.20	3.23	3.40	3.42

Cumulative Sale Averages – 1 USD= Rs. (Monthly Weighted Average) **181.42** **191.23** **202.67**

(Source: MSL/ CBSL)

WORLD TEA PRODUCTION (IN MILLION KILOS)

Country	Month	2020	2021	2020	2021	2020 vs 2021
Sri Lanka	Dec	28.66	20.42	278.85	299.34	20.49
Bangladesh	Nov	10.5	10.24	79.43	89.57	10.14
North India	Nov	127.6	103	981.9	1043.7	61.8
South India	Nov	21.4	16.6	201.6	220.8	19.2
Malawi	Oct	2.12	2.93	38.53	45.39	6.86
Kenya	Oct	48.3	49	467.4	434.6	-32.8

(Source: Africa Tea Brokers/National Brokers Ltd)

MOMBASA AUCTION OF 24TH/ 25TH & 26TH JANUARY 2022

There was good general demand for the 217,146 packages (14,117,264.00 kilos) in the market with 26.79% remaining unsold.

Best **PDUSTs** available were steady to USC10 dearer while brighter descriptions met improved interest and appreciated by USC10 to USC20 with medium types firm to USC14 above previous levels. Lower medium categories saw good competition and gained up to USC26 with plainer varieties advancing up to USC20.

The best **DUST1s** in the market met more interest and advanced by USC9 to USC20 with some selected lines gaining up to USC30 while brighter categories saw improved activity and were steady to USC30 dearer. Mediums were irregular ranging between mostly firm to USC15 dearer to easier by up to USC5 with lower medium sorts USC10 to USC26 above last rates while plainer descriptions appreciated by USC4 to USC20.

Best **BP1s** available met reduced enquiry and were irregularly easier by USC2 to USC24 but a few selected teas advanced by a similar margin while brighter descriptions were irregular ranging between fully firm to USC10 dearer to easier by up to USC16 and some lines remained unsold; medium sorts were fully firm where sold with many neglected due to price limits. Lower mediums were steady to dearer by up to USC12 while plainer categories saw irregular interest and varied between firm to USC14 dearer to easier by a similar rate.

The best **PF1s** in the market appreciated by USC4 to USC18 while brighter types saw more interest and gained up to USC18 with medium varieties irregular and ranged between fully firm to USC14 dearer to easier by up to USC6. Lower medium categories saw good activity at USC2 to USC22 above previous levels with a few teas advancing by up to USC30 while plainer sorts were well competed for and appreciated by USC4 to USC22.

Pakistan Packers and Egyptian Packers showed strong support and were dominant with useful interest from Yemen and other Middle Eastern countries while Bazaar, Kazakhstan, other CIS states and Russia were more active. Sudan and UK lent good but selective enquiry with Afghanistan less active; Iran showed some interest. There was less support from the Local Packers.

(Courtesy - Africa Tea Brokers Limited)

BANGLADESH AUCTION OF 24TH JANUARY 2022

CTC LEAF: 43,907 packages of Current Season teas on offer met with much less demand at easier rates.

BROKENS: A small weight of well-made good liquoring varieties met with a fair demand and were occasionally firm to slightly easier following quality. Medium and other varieties witnessed less demand and prices eased further with more withdrawals. BLF teas met with some interest and sold around last levels with some withdrawals.

FANNINGS: A few lines of good liquoring Fannings met with a fair demand at firm to slightly easier rates. Medium and plain varieties met with much less demand at easier rates and witnessed more withdrawals. BLF teas met with some interest and sold around last levels with some withdrawals.

CTC DUST: 10,478 packages of Current Season teas on offer met with less demand. Good liquoring Dusts were an easier market following a seasonal decline. Their Mediums sold at around last levels. Plain and BLF Dusts met with selective interest and were easier with more withdrawals compared to last. Blenders lent good support with fair interest from the Loose tea buyers.

COMMENTS: Today's sale witnessed much less demand and prices eased further with more withdrawals. Blenders lent fairly good support although at irregular rates with very selective enquiry from the Loose tea buyers. Dusts were an easier market.

(Courtesy - National Brokers Limited)

JAKARTA AUCTION OF 26TH JANUARY 2022

Total of 8,260 packages were on offer today's sale and met at firm to slightly dearer rates following quality with some teas remaining unsold.

ORTHODOX TEA

A few better/best lines enjoyed good support resulting strengthened whilst good medium and lines were sold around last week levels with fair withdrawals. Secondary lines were firm to easier with some volumes remaining unsold.

CTC TEA

Were held fully firm with fair withdrawn except for best lots which dearer when sold with some volumes withdrawals.

(Courtesy - Sinar Maluku – Jakarta)

MALAWI AUCTION OF 26TH JANUARY 2022

There was improved demand at firm to dearer levels.

BP1 - Two lines available went up by 5 USC.

PF1 were firm to dearer by 5 to 8 USC on last.

PF1SC were generally firm.

PD - N/A.

D1 - met better interest and were dearer by 10 USC and sometimes more.

Secondary teas - Few available sold firm to dearer by 2 to 12 USC.

(Courtesy - Tea Brokers Central Africa Limited)

KOLKATA /GUWAHATI AUCTION

The above market report details were not available at the time of printing this publication.