Happy New Year

TO ALL OUR READERS

Ceylon Tea Brokers

Tea Market Report

Sale No. 01 – Sale of 05th / 06th JANUARY 2021

CEYLON TEA BROKERS PLC

Level 7, Millenium House, No.46/58, Nawam Mawatha, Colombo 2.

Tel:011-4607777 Fax: 011-4607788

Email : general@ceylonteabrokers.com ;

Web: www.ceylonteabrokers.com

Ex-Estate met with fair demand at marginally easier rates and Low Grown Orthodox met with lower demand.

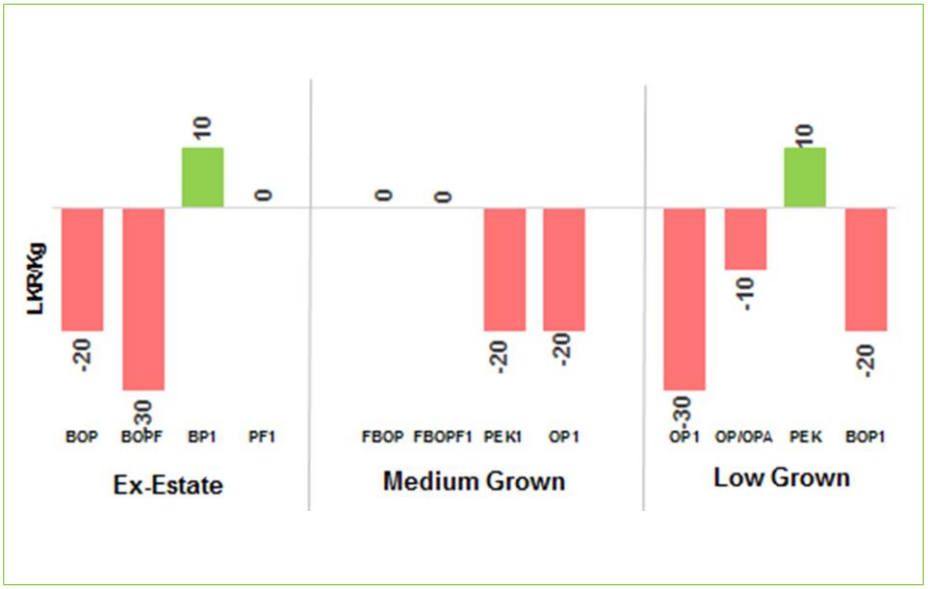

Currency – 06th January
LKR. 185.00/USD

December
National Average
RS. 644.07/$3.5

Elevation Average

Elv	Rs	$
High	636.76	3.4
Medium	589.59	3.2
Low	661.77	3.6

SRI LANKAN TEA EXPORTS (IN MN KGS) – COUNTRY WISE JANUARY TO NOVEMBER 2020

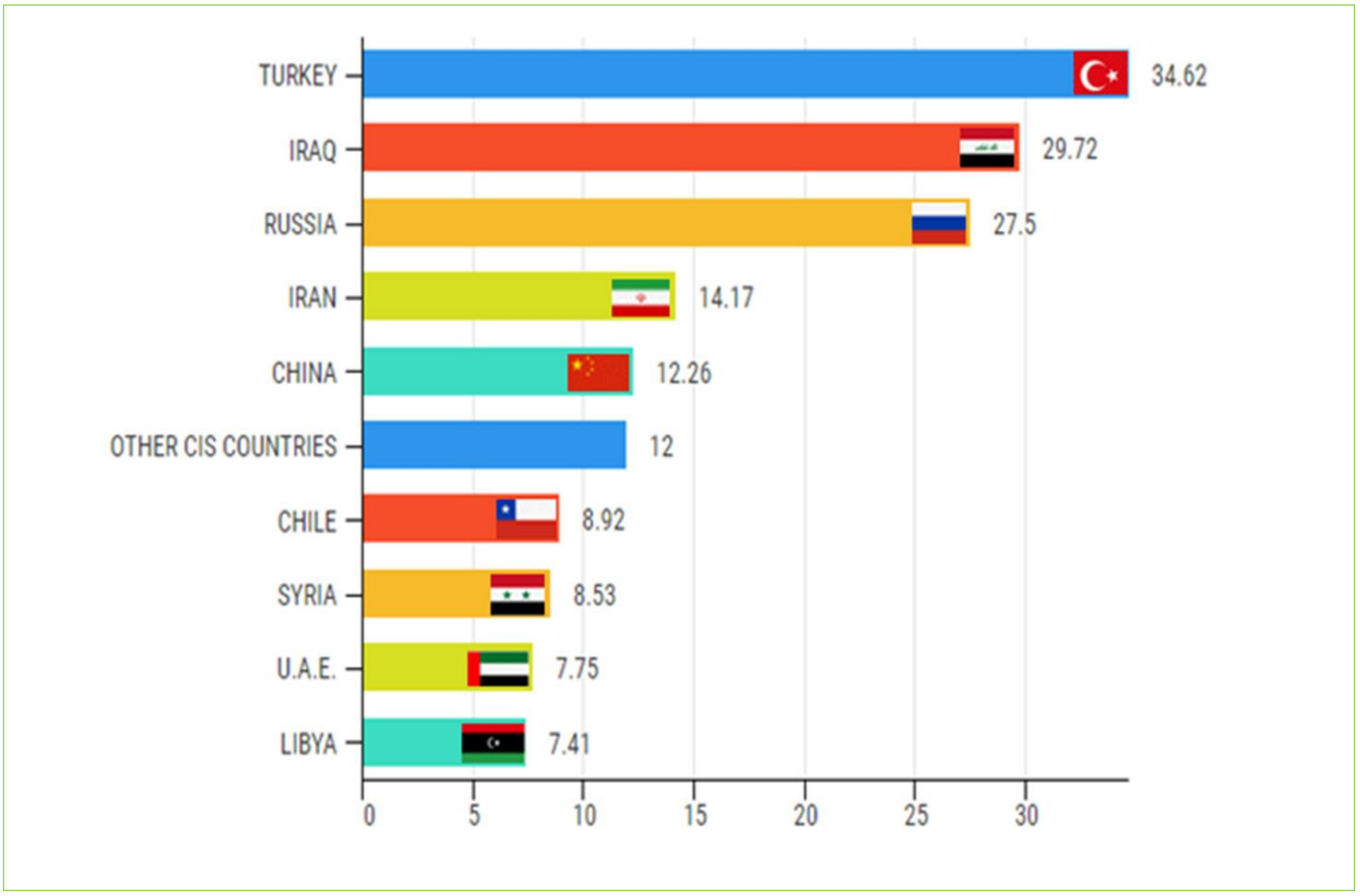

SRI LANKAN TEA EXPORT QUANTITY BY CATEGORY JANUARY TO NOVEMBER - 2020

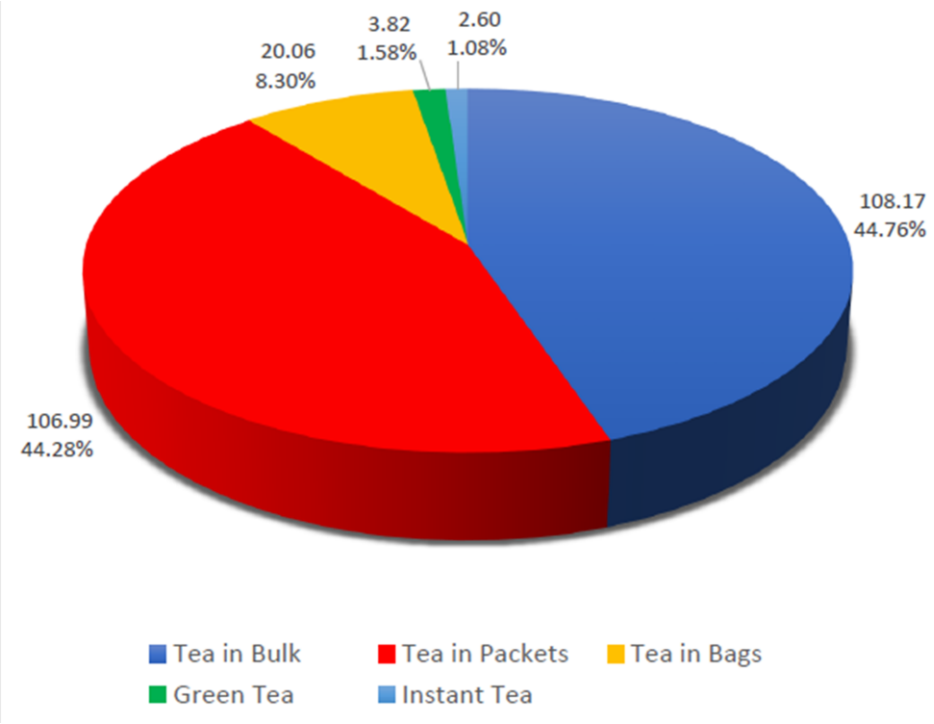

MARKET MOVEMENT AT THE AUCTION CENTRES THIS WEEK

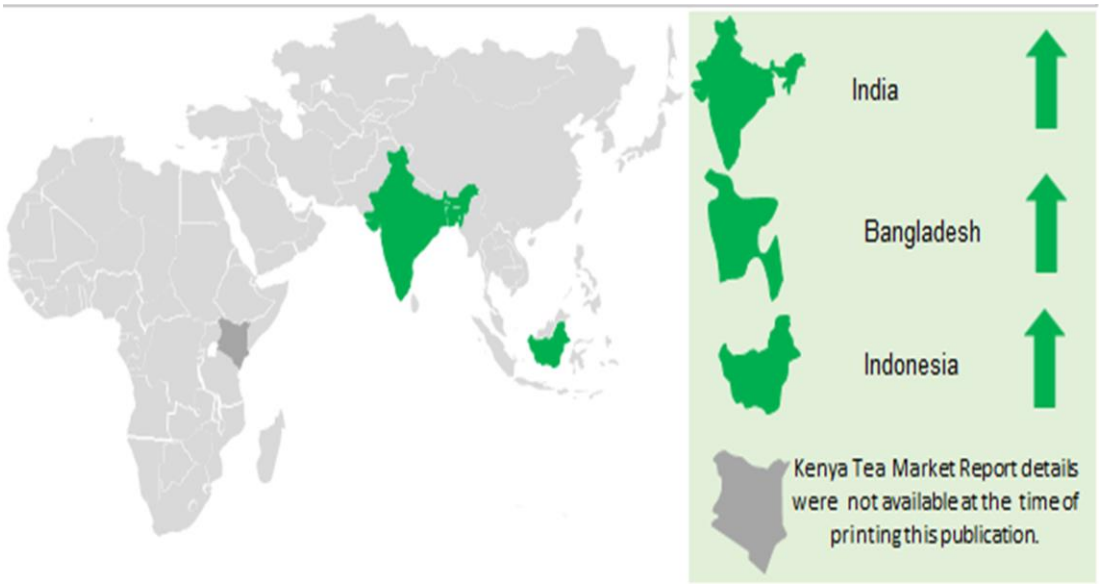

COMMENTS

Sale	Ex-Estate		Low Grown (Leafy/Tippy)		Total	
	Qty	Demand	Qty	Demand	Qty	Demand
01	1.0 Mkgs	Fair demand at easier levels	2.8 Mkgs	Lower	6.4 Mkgs	Lower

WESTERN	SELECT BEST	BEST	BELOW BEST	OTHERS
BOP	↑ 10/-	Firm	↓ 30/-	↓ 20/-
BOPF	↓ 20/-	↓ 30/-	↓ 10/-	Firm

	NUWARA ELIA	UDA PUSSELLAWA	UVA
BOP	↓ 50/-	↓ 10/-	↓ 20/-
BOPF	↓ 50/-	Firm	↓ 10/-

	HIGH	MEDIUM	LOW
BP1	↑ 10/-	↑ 20/-	↓ 10/-
PF1	↑ 20/-	↑ 10/-	↓ 10/-

HIGH & MEDIUM	SELECT BEST	BEST	BELOW BEST	OTHERS
BOP1	↑ 10/-	↑ 10/-	Firm	Firm
OP1	↓ 10/-	↓ 10/-	↓ 10/-	Firm
FBOP	↑ 10/-	↑ 10/-	↑ 10/-	Firm
FBOPF1	↑ 10/-	↑ 10/-	↓ 10/-	↓ 10/-
PEK	↓ 20/-	Firm	↓ 20/-	↓ 20/-
PEK1	↓ 10/-	↓ 10/-	Firm	Firm
OP/OPA	↓ 20/-	↓ 20/-	↑ 40/-	↑ 10/-

LEAFY	SELECT BEST	BEST	BELOW BEST	OTHERS
OP1	↓ 70/-	↓ 40/-	↓ 30/-	Firm
BOP1	↓ 60/-	↓ 40/-	↓ 30/-	↓ 10/-
OP/OPA	↓ 10/-			
PEK	↑ 10/-			
PEK1	Firm			
SMALL LEAF / TIPPY				
FBOP	↓ 20/-	Firm	↓ 20/-	↓ 20/-
FBOP1	↓ 20/-	↓ 40/-	↓ 20/-	↓ 10/-
FBOPF1	Firm	↓ 20/-	Firm	Firm
PREMIUM FLOWERY				
WELL-MADE	↓ 50/-			
OTHERS	↓ 50/-			

Crude Oil
As at 06th January, 2021 - USD 53.78

Sri Lanka Tea Sale Averages for the Month of December 2020 recorded Rs. 644.07 (USD 3.44) vis-à-vis Rs. 576.32 (USD 3.18) (+Rs. 67.75) in 2019. High Growns for the month of December recorded Rs. 636.76 as against Rs. 536.42 (+Rs. 100.34) in 2019. Medium Growns recorded Rs. 589.59 vis-à-vis Rs. 488.24 (+Rs. 101.35) in 2019. Low Growns recorded Rs. 661.77 vis-à-vis Rs. 619.78 (+Rs. 41.99) in 2019.

Cumulative figure for January / December stood at Rs. 628.21 **(Highest ever National Average for 2020)** vis-à-vis Rs. 544.54 in 2019 (+Rs. 83.67). High Growns recorded Rs. 580.90 as against Rs. 508.63 in 2019. Medium Growns recorded Rs. 553.94 vis-à-vis Rs. 468.96 in 2019. Low Growns recorded Rs. 666.32 vis-à-vis Rs. 576.61 in 2019.

The total CTC average for the month of December 2020 recorded Rs. 578.59. CTC High Growns recorded Rs. 629.09; CTC Medium Growns were at Rs. 596.96 whilst CTC Low Growns recorded Rs. 551.45.

(Please refer page no.15 for more details)

CROP AND WEATHER
(FOR THE PERIOD 25TH DECEMBER 2020– 03RD JANUARY 2021)

Clear mornings and evening showers were reported from both regions during the week. The Department of Meteorology expects heavy showers in the Western Region in the week ahead.

Both regions reported dull and rainy weather throughout the week. Heavy showers are anticipated in the Uva Region in the week ahead according to the Department of Meteorology.

The Low Grown Region reported bright mornings and overcast evenings with occasional showers, whilst a few sub-districts in the Ruhuna Region experienced dull weather throughout the week. The Department of Meteorology expects heavy showers in the Sabaragamuwa Region in the week ahead.

The Western, Nuwara Eliya and Udapussellawa Regions maintained the crop intake, whilst the Uva Region reported a decrease. The Low Grown Region reported a slight increase in crop intake, whilst a few sub-districts in the Ruhuna Region reported a slight decrease

CURRENCY BOARD – AS AT 06TH JANUARY 2021

	United States Dollars (USD)		European Community Euro (EUR)		United Kingdom pounds (GBP)	
	2021	Corresponding 2020	2021	Corresponding 2020	2021	Corresponding 2020
Sri Lankan Rupee	185.00	181.32	227.32	202.47	251.72	237.28
Indian Rupee	73.07	71.64	89.71	79.91	99.35	93.65
Kenyan Shilling	108.46	99.57	133.16	111.07	147.47	130.15
Bangladesh Taka	83.42	83.27	102.42	92.88	113.42	108.84
Indonesian Rupiah	13,913.00	13,940.60	17,081.60	15,550.70	18,917.20	18,222.60
Malawi Kwacha	759.25	722.55	932.16	806.00	1,032.33	944.48
Vietnam Dong	23,034.70	23,153.30	28,280.60	25,827.60	31,319.70	30,265.10

SRI LANKA RUPEE AGAINST US DOLLAR –
TIME PERIOD: 31/12/2020 to 06/01/2021 (Weighted Average Rate)

31/12/2020	186.41	**04/01/2021**	185.28	**06/01/2021**	185.00
01/01/2021	185.39	**05/01/2021**	185.00		

TEA TECH TIPS

Moisture of fermenting dhool must be preserved on the leaf particles.
Chandelier type humidifiers will work best.
Keep relative humidity at zero.

QUANTITY SOLD DURING THE PERIOD 21ST – 31ST DEC 2020

	2020		2019	
	WEEKLY	TODATE	WEEKLY	TODATE
PRIVATE SALES	123,496.00	4,727,301.45	85,988.00	5,410,516.00
PUBLIC AUCTION	5,655,165.00	257,350,530.20	5,498,179.00	287,070,353.10
FORWARD CONTRACTS	13,400.00	249,820.00	-	496,280.00
DIRECT SALES	-	319,930.90	41,708.00	1,876,295.00
TOTAL	5,792,061.00	262,647,582.55	5,625,875.00	294,853,444.10
BMF EXCLUDED FROM PRIVATE SALE	377,272.00	9,838,748.00	204,044.00	10,493,961.00

WEATHER FORECAST (FOR THE PERIOD 07TH – 13TH JANUARY, 2021)

	Thu (07/1)	Fri (08/1)	Sat (09/1)	Sun (10/1)	Mon (11/1)	Tue (12/1)	Wed (13/1)
Galle	29°/21°C	30/24°C	31°/23°C	30°/24°C	30°/24°C	30°/24°C	30°/24°C
Matara	23°/18°C	31°/22°C	30°/25°C	31°/23°C	31°/23°C	31°/23°C	31°/23°C
Ratnapura	31°/23°C	31°/22°C	29°/21°C	30°/23°C	31°/23°C	30°/23°C	31°/23°C
Hatton/ Talawakelle	30°/25°C	23°/17°C	23°/18°C	24°/18°C	23°/18°C	24°/18°C	23°/18°C

HOLIDAY NOTICE

****

Please note our Head Office, Warehouse & Sample Room will be closed for business on the following days:
Thursday, 14th January 2021 - Tamil Thai Pongal Day

ORDER OF SALE - SOLD THIS WEEK

Ex-Estate	H/M-OFF GR & DUST	LEAFY/ SEMI LEAFY/ TIPPY/PREM & BOP1A
CTB	John Keells PLC	Lanka Commodity Brokers Ltd
LC	Eastern Brokers LTD	John Keells PLC
BA	Forbes & Walker Tea Brokers (Pvt) Ltd	Asia Siyaka Commodities PLC Lanka
ES	Mercantile Produce Brokers (Pvt) Ltd	Eastern Brokers LTD
FW	Lanka Commodity Brokers Ltd	**Ceylon Tea Brokers PLC**
AS	Asia Siyaka Commodities PLC Lanka	Forbes & Walker Tea Brokers (Pvt) Ltd
JK	Bartleet Produce Marketing (Pvt) Ltd	Bartleet Produce Marketing (Pvt) Ltd
MB	**Ceylon Tea Brokers PLC**	Mercantile Produce Brokers (Pvt) Ltd

CATALOGUE	LOTS	QTY (KGS)
EX-ESTATE	844	943,040
HIGH AND MEDIUM	1,601	782,752
LOW GROWN (LEAFY)	2,216	971,860
LOW GROWN (SEMI LEAFY)	1,810	912,865
LOW GROWN (TIPPY)	1,852	998,565
OFF GRADES + BOP1A	2,059	1,076,262
DUSTS	623	644,706
PREMIUM FLOWERY	409	75,694
TOTAL	11,414	6,405,744

HIGH GROWN TEAS

BOP Best Westerns - Few select invoices were firm and dearer following special inquiry, whilst the others were irregular and easier. Teas in the Below Best category were Rs. 20-30 per kg lower, whilst teas at the lower end were Rs. 10-20 per kg lower. Nuwara Eliyas declined Rs. 50 per kg and more. Uda Pussellawas were Rs. 10 per kg easier. Uvas were Rs. 10-20 per kg lower.

BOPF Best Westerns together with the brighter Below Best sorts declined Rs. 20-30 per kg, whilst the others and teas at the lower end were generally firm. Nuwara Eliyas were substantially easier. Uva/Uda Pussellawas sold around last auction (Sale No. 50 of 2019) levels.

MEDIUM GROWN TEAS

BOP Irregular

BOPF Rs. 10-20 per kg lower.

OP/OPA Well-made OP/OPA's were easier Rs. 10-20 per kg and more at times. Teas at the lower end were firm on last.

PEKOE/PEKOE1 Well made PEK/PEK1's were dearer whilst others were easier Rs. 10-20 per kg.

FBOP/FBOPF1 FBOPs in general were dearer Rs. 10-20 per kg and more at times. Well made FF1s were firm whilst others were firm to marginally dearer.

CTC

HIGH GROWN BP1s - Sold around last. PF1s - Best available were firm and Rs. 10-20 per kg dearer, whilst the others sold around last auction (Sale No. 50 of 2019) levels.

MEDIUM GROWN BP1s - Select invoices were Rs. 20 per kg dearer, whilst the others sold around last auction (Sale No. 50 of 2019) levels. PF1s - Generally firm with price fluctuations following quality.

LOW GROWN BP1s - Tended easier. PF1s - Best available were firm, whilst the others were irregular and easier with the poorest on offer being difficult of sale.

QUOTATIONS-HIGH GROWNS	BOP		BOPF	
BEST WESTERNS	670	830	670	720
BELOW BEST WESTERNS	630	650	640	650
PLAINER WESTERNS	580	620	610	630
NUWARA ELIYAS	520	820	530	760
UDAPUSSELLAWAS	570	610	560	640
BEST UVAS	600	630	640	670
OTHER UVAS	570	590	600	630
GOOD MEDIUMS	720	780	620	650
POOR MEDIUMS	590	640	530	550
QUOTATIONS – Unorthodox (CTC) CTC	BP1		PF 1	
(High & Medium)	520	610	570	670
CTC (Low)	610	680	650	850

LOW GROWN

BOP1 Select Best BOP1's declined, whilst teas in the Below Best category too were irregular and mostly lower.

OP1 Select Best OP1's were barely steady, whilst others too declined by Rs.10-20 per kg. Poorer varieties were fully firm.

OP A few select Best OPs maintained, whilst others were lower by Rs.10-20 per kg and declined further towards the close of the sale. Teas at the bottom end maintained.

OPA A few select Best OPAs were fully firm to selectively dearer, whilst all others declined Rs. 20-30 per kg. Teas at the bottom end were fully firm to dearer.

PEKOE/PEKOE1 Well-made PEK/PEK1's were fully firm to dearer, whilst others and teas at the bottom end maintained.

FBOP/FBOP1 Few Select Best FBOP's maintained. Balance were easier. Best and Below Best together with cleaner teas at the bottom were firm to dearer. Balance were irregular following quality. Well-made FBOP1's together with cleaner Below Best maintained. Others were easier.

BOP Few Select Best BOP's maintained. Balance were easier. Best, together with cleaner Below Best firm to selectively dearer. Others firm on last.

BOPF Well-made BOPF were firm to dearer. Others sold around last levels.

FBOPF/FBOPF1 Very Tippy teas together with the well-made teas firm to dearer. Best and cleaner Below Best too were firm on last. Balance were irregular following quality. However, the leafier varieties were easier. Select Best FF1's were firm to selectively dearer. Best together with cleaner Below Best too were firm to dearer. Others sold around last levels.

QUOTATIONS	SELECT BEST	BEST	BELOW BEST	OTHERS
BOP1	1,000-1,450	820-880	700-780	Below 680
OP1	1,500-2,500	800-900	720-780	Below 660
OP	770-830	660-720	620-660	Below 620
OPA	820-890	700-750	650-690	Below 650
PEKOE	900-1,060	800-860	740-780	Below 660
PEKOE1	900-1,100	820-870	700-800	Below 660
FBOP1	870-900	820-920	680-780	Below 500
FBOP	980-1,140	860-980	680-780	Below 540
BOP	860-980	860-920	740-820	Below 500
BOPF	690-780	520-580	470-500	Below 380
FBOPF1	920-1,040	840-900	680-820	Below 520
FBOPF	980-1,100	820-900	650-780	Below 450
FBOPFSP/FBOPFEXSP1	1,800-2,800	1,200-1800	760-860	-

OFF GRADES

FGS/FGS1 Best FGS/FGS1 were firm to dearer Rs. 10-20 per kg, whilst Below Best and poorer sorts were selectively dearer. Low Growns were firm to dearer, whilst Below Best and poorer sorts were irregular. CTC's - Best and Below Best were irregularly lower, whilst poorer sorts were firm on last.

BM/BP BM's In general were firm to dearer. BP's in general were lower.

BOP1A The Best varieties and poorer sorts remained firm on last, whilst the Below Best varieties were irregularly easier by Rs. 20-30 per kg with less demand.

	HIGH		MEDIUM		LOW	
BETTER FNGS	600	640	540	600	500	540
OTHER FNGS	380	480	380	460	380	490
P.FGS (CTC)	570		410	590	400	680
BP	380	570	370	600	370	670
BM	390	540	390	530	390	640
BOP1A	420	530	380	640	400	770

DUST

DUST1

High Grown Dust1's in the Best category declined considerably. Below Best too followed to a lesser extent. Others and poorer sorts were firm to irregularly lower. Better Mediums declined Rs. 20-30 per kg and more. Others and poorer sorts declined to a lesser extent. Best CTC's declined Rs. 10-20 per kg and more towards the closure of the sale. Best and Below Best declined to a lesser extent. Poorest on offer sold around last weeks closing levels. Best Low Growns sold around last levels. Below Best firm to irregularly lower. Poorer sorts were firm

DUST

Clean secondaries sold at last levels. Best and Below Best declined by Rs. 20 and more towards the closure. Poorest on offer gained Rs. 10-20 per kg. CTC's firm to irregularly lower. Low Growns sold around last weeks closing levels.

	HIGH		MEDIUM		LOW	
PRIMARY DUSTS	610	770	600	660	480	680
SECONDARY DUSTS	380	490	380	460	380	470
PDUST (CTC)	440	660	430	680	440	780

TOP PRICES - SALE 01 OF 05TH / 06TH JANUARY 2021

WESTERN MEDIUM

Dartry Valley	BOP	850.00	
Doombagastalawa	BOPSp	840.00	
Craighead	BOPF/BOPFSp	660.00	
Craighead	BOP1	1,250.00	
Craighead	FBOP/FBOP1	980.00	
Doombagastalawa	FBOPF/FBOPF1	840.00	
Doombagastalawa	OP/OPA	700.00	
Harangalla	OP/OPA	700.00	
Craighead	OP1	1,060.00	
Nayapane	PEK/PEK1	940.00	
Craighead	PEK/PEK1	940.00	
Doombagastalawa	PEK/PEK1	940.00	
New Rothschild	**PEK/PEK1**	**920.00**	**@**

WESTERN HIGH

Somerset	BOP	830.00
Bearwell	BOPSp	700.00
Mattakelle	BOPF/BOPFSp	720.00
Inverness	BOP1	900.00
Inverness	FBOP/FBOP1	920.00
Inverness	FBOPF/FBOPF1	900.00
Venture	OP/OPA	680.00
Queensberry	OP1	780.00
Inverness	PEK /PEK1	850.00

NUWARA ELIYA

Lovers Leap	BOP	820.00
Court Lodge	BOPF/BOPFSp	760.00
Court Lodge	FBOP/FBOP1	940.00
Court Lodge	PEK/PEK1	920.00

UDA PUSSELLAWAS

Kirklees	BOP	610.00	
Kirklees	BOPSp	600.00	
Kirklees	BOPF/BOPFSp	650.00	
Gonapitiya	FBOP/FBOP1	760.00	
Gonapitiya	FBOPF/FBOPF1	700.00	
Gonapitiya	**OP/OPA**	**600.00**	**@**
Gonapitiya	OP1	660.00	
Gampaha	PEK/PEK1	790.00	

UVA MEDIUM

Demodera "S"	BOP	730.00
Telbedde	BOPSp	750.00
El Teb	BOPF/BOPFSp	670.00
Dickwella	BOP1	860.00
Aruna Passara	FBOP/FBOP1	800.00
Halpewatte Uva	FBOPF/FBOPF1	760.00
Pettiagalla	FBOPF/FBOPF1	760.00
Glen Alpin	OP/OPA	670.00
Dickwella	OP1	800.00
Aruna Passara	PEK/PEK1	900.00

UVA HIGH

Ranaya	**BOP**	**690.00**	**@**
Glenanore	BOP	690.00	
Uva Highlands	BOPSp	670.00	
Bandaraeliya	BOPF/BOPFSp	670.00	
Uva Highlands	BOP1	800.00	
Uva Highlands	FBOP/FBOP1	780.00	
Uva Highlands	FBOPF/FBOPF1	730.00	
Oodoowerre	FBOPF/FBOPF1	730.00	
Uvakellie	OP/OPA	630.00	
Glenanore	OP/OPA	630.00	
Uva Highlands	OP1	730.00	
Glenanore	OP1	730.00	
Uva Highlands	PEK/PEK1	880.00	

UNORTHODOX HIGH

Dunsinane CTC	PF1	670.00	
Dunsinane CTC	BP1	610.00	
Mount Vernon CTC	**Bps**	**540.00**	**@**

UNORTHODOX MEDIUM

Strathdon CTC	PF1	660.00
Strathdon CTC	BP1	600.00

UNORTHODOX LOW

Hingalgoda CTC	PF1	860.00
Ceciliyan CTC	BP1	680.00
Ranwin CTC	BPS	360.00
Peakwatta CTC	OF	400.00

TOP PRICES - SALE 01 OF 05TH / 06TH JANUARY 2021

LOW GROWN

Pothotuwa	BOP1	1,450.00	
Sithaka	OP1	2,500.00	
Lions	**OP**	**830.00**	**@**
Karagoda	OPA	890.00	
Yalta	**OPA**	**880.00**	**@**
Himara	**OPA**	**870.00**	**@**
Green House	OPA	870.00	
Arbour Valley	OPA	870.00	
Lumbini	OPA	870.00	
Green House	PEK	1,060.00	
Brombil	**PEK**	**1,040.00**	**@**
K D U Super	PEK1	1,100.00	
Kuttapitiya Super	**PEK1**	**1,080.00**	**@**
Veddagala	**PEK1**	**1,080.00**	**@**
Three Times Tea	PEK1	1,080.00	
Nilvin Super	**PEK1**	**1,060.00**	**@**
Matuwagalla Super	**PEK1**	**1,060.00**	**@**
Hidellana	PEK1	1,060.00	
Sithaka	BOP	980.00	
Kelani	BOP	980.00	
Brombil	**BOP**	**960.00**	**@**
Adams View	BOP	960.00	
Lumbini	**BOP**	**940.00**	**@**
Mulatiyana Hills	**BOP**	**940.00**	**@**
Hingalgoda Smallholders	BOP	940.00	
New Batuwangala	BOP	940.00	
Geekiyanahena	BOPSp	1,200.00	
Pothotuwa	BOPF	780.00	
Berubeula	BOPFSp	940.00	
Kiruwanaganga	BOPFSp	790.00	
Lumbini	**BOPFSp**	**720.00**	**@**
Kelani	BOPFSp	720.00	
Sithaka	FBOP	1,140.00	
Sithaka	FBOP1	900.00	
Andaradeniya	FBOPF	1,100.00	
Yalta	**FBOPF1**	**1,040.00**	**@**

DUST

Great Western	DUST1	770.00	
Ceciliyan CTC	PDUST	780.00	

PREMIUM FLOWERY

Sherwood Super	**FBOPFSp**	**2,700.00**	**@**
Lickra	**FBOPFExSp**	**2,800.00**	**@**
Nilgiri	**FBOPFExSp**	**2,500.00**	**@**
K.D.U Super	FBOPFExSp1	2,800.00	

OFF GRADES

Waltrim	FGS/FGS1	640.00	
Forest Creek	**FGS/FGS1**	**630.00**	**@**
Bridwell	FGS/FGS1	630.00	
Brunswick	FGS/FGS1	630.00	
St. Clair	FGS/FGS1	630.00	
Troup	FGS/FGS1	630.00	
Wattegodde	FGS/FGS1	630.00	
Dessford	FGS/FGS1	630.00	
Bandaraeliya	FGS/FGS1	630.00	
Bogawantalawa	FGS/FGS1	630.00	
Norwood	FGS/FGS1	630.00	
Hingalgoda CTC	PF	680.00	
Ihalapanapitiya	BM	710.00	
New J.S.P	**BP**	**680.00**	**@**
Ceciliyan	BP	660.00	
Ranwin	BP	660.00	
Adams View	BP	660.00	
Nilgiri	**BP**	**650.00**	**@**
Dickwella	BP	650.00	
Garden Leaf	BOP1A	770.00	

FUTURE SALES INFORMATION
NEXT SALE NO 02
SALE OF 11TH /12TH JANUARY 2021

Ex-Estate	H/M-OFF GR & DUST	LEAFY/ SEMI LEAFY/ TIPPY/PREM & BOP1A
LC	Eastern Brokers LTD	John Keells PLC
BA	Forbes & Walker Tea Brokers (Pvt) Ltd	Asia Siyaka Commodities PLC Lanka
ES	Mercantile Produce Brokers (Pvt) Ltd	**Ceylon Tea Brokers PLC**
FW	Lanka Commodity Brokers Ltd	Forbes & Walker Tea Brokers (Pvt) Ltd
AS	Asia Siyaka Commodities PLC Lanka	Eastern Brokers LTD
JK	Bartleet Produce Marketing (Pvt) Ltd	Bartleet Produce Marketing (Pvt) Ltd
MB	**Ceylon Tea Brokers PLC**	Mercantile Produce Brokers (Pvt) Ltd
CTB	John Keells PLC	Lanka Commodity Brokers Ltd

Buyers Prompt : 18.01.2021 **Sellers Prompt : 19.01.2021**

AWAITING SALE OFFERINGS

	SALE OF –11TH / 12TH JAN 2021		SALE OF –19TH / 20TH JAN 2021	
	LOTS	QTY(KGS)	LOTS	QTY(KGS)
EX-ESTATE	876	981,607	1007	1,179,121
HIGH AND MEDIUM	1,673	852,476	1,843	1,019,800
LOW GROWN (LEAFY)	2,343	1,072,706	2,339	1,176,403
LOW GROWN (SEMI LEAFY)	1,797	944,662	2,021	1,185,428
LOW GROWN (TIPPY)	2,005	1,102,562	2,278	1,366,952
OFF GRADES+BOP1A	2,049	1,064,627	1,896	1,057,819
DUSTS	617	641,588	694	744,848
PREMIUM FLOWERY	390	73,185	415	80,130
TOTAL	**11,750**	**6,733,413**	12,493	7,810,501
MAIN SALE & EX ESTATE CLOSED ON	**17TH DECEMBER, 2020**		**30TH DECEMBER, 2020**	

Closed ahead of the Schedule.

SALE NO. 04 – 25TH / 26TH JANUARY, 2021

Ex-Estate catalogue and Main Sale catalogues are scheduled to be closed on the 07th January 2021 or earlier.

SALE NO. 05 –01ST / 02ND FEBRUARY 2021

Ex-Estate catalogue and Main Sale catalogues are scheduled to be closed on the 15th January 2021 or earlier.

SALE NO. 06 –09TH / 10TH FEBRUARY 2021

Ex-Estate catalogue and Main Sale catalogues are scheduled to be closed on the 21st January 2021 or earlier.

ELEVATION WISE – STATISTICS – COLOMBO AUCTION AVERAGES

Elevation	WEEK BEFORE LAST (RS) Sale- 16.12.2020	LAST WEEK (RS) Sale- 22.12.2020	LAST YEAR (RS) Corres 2019	YEAR BEFORE (RS) Corres 2018
Uva High	575.45	575.99	463.39	467.03
Western High	660.74	644.42	554.76	596.43
CTC High	630.08	602.54	534.54	507.66
Total High Grown	641.19	627.72	531.21	559.14
Uva Medium	583.34	590.04	475.44	510.52
Western Medium	591.10	590.60	488.89	492.56
CTC Medium	609.34	585.12	456.80	462.81
Total Medium Grown	589.09	590.45	484.89	497.86
Orthodox Low	672.91	682.75	639.81	605.92
CTC Low	556.13	539.06	453.82	436.21
Total Low Grown	663.89	670.87	624.65	591.52
TOTAL	**645.51**	**647.49**	**579.31**	**570.22**

Elevation	WEEK BEFORE LAST ($) Sale- 16.12.2020	LAST WEEK ($) Sale- 22.12.2020	LAST YEAR ($) Corres 2019	YEAR BEFORE ($) Corres 2018
Uva High	3.08	3.07	2.55	2.58
Western High	3.54	3.43	3.06	3.30
CTC High	3.37	3.21	2.95	2.81
Total High Grown	3.43	3.34	2.93	3.09
Uva Medium	3.12	3.14	2.62	2.82
Western Medium	3.17	3.14	2.70	2.72
CTC Medium	3.26	3.11	2.52	2.56
Total Medium Grown	3.15	3.14	2.67	2.75
Orthodox Low	3.60	3.63	3.53	3.35
CTC Low	2.98	2.87	2.50	2.41
Total Low Grown	3.56	3.57	3.44	3.27
TOTAL	**3.46**	**3.45**	**3.19**	**3.15**
Weekly Sale Averages – 1 USD= Rs. (Daily Weighted Average)	**186.73**	**187.86**	**181.38**	**180.80**

Elevation	TODATE 2018 (RS)	TODATE 2019 (RS)	TODATE 2020 (RS)	TODATE 2018 ($)	TODATE 2019 ($)	TODATE 2020 ($)
Uva High	520.63	462.21	549.12	3.21	2.59	2.96
Western High	589.82	524.56	602.59	3.63	2.94	3.25
CTC High	537.78	470.80	554.40	3.31	2.63	2.99
Total High Grown	570.84	507.21	586.03	3.51	2.84	3.16
Uva Medium	527.05	491.63	582.67	3.24	2.75	3.14
Western Medium	512.90	455.13	538.27	3.16	2.55	2.90
CTC Medium	497.37	430.23	511.63	3.06	2.41	2.76
Total Medium Grown	517.27	465.18	551.98	3.18	2.60	2.98
Orthodox Low	609.08	587.33	682.60	3.75	3.29	3.68
CTC Low	500.04	434.08	488.62	3.08	2.43	2.64
Total Low Grown	601.38	576.39	668.32	3.70	3.23	3.60
TOTAL	**581.93**	**544.63**	**631.56**	**3.58**	**3.05**	**3.41**
Cumulative Sale Averages – 1 USD= Rs. (Monthly Weighted Average)				**162.44**	**178.71**	**185.43**

(Source: MSL/ CBSL)

WORLD TEA PRODUCTION (IN MILLION KILOS)

COUNTRY	MONTH	2019	2020	2019 TODATE	2020 TODATE	DIFFERENCE +/-
Sri Lanka	Nov	24.0	24.8	278.2	249.9	--28.3
Bangladesh	Nov	10.30	10.50	89.65	79.43	-10.22
North India	Nov	117.7	127.6	1122.9	980.5	-142.4
South India	Nov	21.8	21.4	200.9	201.2	0.3
Kenya	Oct	46.3	48.2	363.1	467.4	104.3
Malawi	Oct	2.3	2.1	42.1	38.5	-3.6

(Source: Africa Tea Brokers/National Brokers Ltd)

BANGLADESH AUCTION OF 04TH JANUARY 2021

CTC LEAF: 39,317 packages of Current Season teas on offer met with a good general demand.

BROKENS: All good liquoring Brokens met with a strong demand and were generally firm to occasionally dearer following competition. All other Brokens saw a better demand and were mostly firm. Plain and BLF types witnessed some interest and sold at around last levels.

FANNINGS: Good liquoring Fannings met with a better demand and sold readily at around last levels and were often slightly dearer following competition. Medium and others were about firm. Plain and BLF teas sold fairly well although there were a few withdrawals.
CTC DUST: 9,438 packages of Current Season teas on offer met with a fairly strong demand. Good liquoring teas sold well at around last levels. Their Mediums were fully firm to slightly dearer following quality. Plain and BLF Dusts met with less demand with a few withdrawals.
Blenders lent strong support with fair interest from the Loose tea buyers.
COMMENTS: Market started off with a better demand than last and with the progress of sale it improved further particularly for the brighter teas. Blenders were more active and also there was fair interest from the Loose tea buyers. Dusts were a dearer market.

(Courtesy - National Brokers Limited)

KOLKATA AUCTION OF 05TH / 06TH JANUARY 2021

Good Demand at firm to dearer levels for Assams sold so far. Dooars yet to sell.Western India active. Hindustan Unilever operating. Tata Consumer Products some enquiry. Exporters some enquiry.

(Courtesy - Associated Brokers Pvt. Ltd., Kolkata)

GUWAHATI AUCTION OF 05th / 06th JANUARY 2021

Market : Good Demand at firm to dearer levels for Assams sold so far. Dooars yet to sell.
Western India sctive. Hindustan Unilever operating. Tata Consumer Products some enquiry. Exporters some enquiry.

(Courtesy -Associated Brokers (Pvt) Ltd., Guwahati.)

JAKARTA AUCTION OF 06th JANUARY 2021

The 1st sale of the year got off to a good start with a firm to dearer trend in prices. A total 8,380 packages came under the hammer.

ORTHODOX TEA
Best sorted lines were well competed for and were mostly dearer. Medium lines were sold about steady. Poor types continued to meet with a discriminating market and there were several volumes remaining unsold in this category

CTC TEA
Met with a fair demand and were mostly sold at around last levels in line with quality with some volumes remain withdrawals.

(Courtesy - Sinar Maluku – Jakarta)

MOMBASA TEA AUCTION

The above market report details were not available at the time of printing this publication.

SRI LANKA TEA SALE AVERAGES - SUB ELEVATION WISE – MONTH OF DECEMBER 2020

(Excluding Black tea sales from refuse tea processing centres, Organic tea sales and Green tea sales)

Combined Averages (Orthodox & CTC)

ELEVATION	DECEMBER 2020	JANUARY TO DECEMBER - 2020
UVA HIGH	580.66	552.59
WESTERN HIGH	670.32	607.60
TOTAL HIGH GROWN	**646.42**	**590.09**
UVA MEDIUM	576.59	581.06
WESTERN MEDIUM	585.19	537.60
TOTAL MEDIUM GROWN	**582.83**	**551.43**
LOW GROWN	**663.02**	**667.72**
TOTAL	**646.24**	**631.78**

CTC Averages

ELEVATION	DECEMBER 2020	JANUARY TO DECEMBER - 2020
CTC HIGH	629.09	550.71
CTC MEDIUM	596.96	511.01
CTC LOW	551.45	488.79
CTC TOTAL	**578.59**	**506.42**

Orthodox Averages

ELEVATION	DECEMBER 2020	JANUARY TO DECEMBER - 2020
UVA HIGH	580.41	552.75
WESTERN HIGH	674.23	614.95
TOTAL HIGH GROWN	**647.86**	**593.51**
UVA MEDIUM	576.59	581.06
WESTERN MEDIUM	581.32	547.40
TOTAL MEDIUM GROWN	**579.74**	**560.52**
LOW GROWN	**672.18**	**682.69**
TOTAL	**653.22**	**645.16**

Sri Lanka Tea Sale Averages - Elevation Wise – Month of December 2020

(Including Black tea sales from refuse tea processing centres, Organic tea sales and Green tea sales)

ELEVATION	DECEMBER				JANUARY to DECEMBER			
	2020		2019		2020		2019	
	LKR	USD	LKR	USD	LKR	USD	LKR	USD
HIGH GROWN	636.76	3.40	536.42	2.96	580.90	3.13	508.63	2.85
MEDIUM GROWN	589.59	3.15	488.24	2.69	553.94	2.99	468.96	2.62
LOW GROWN	661.77	3.54	619.78	3.42	666.32	3.59	576.61	3.23
TOTAL	**644.07**	**3.44**	**576.32**	**3.18**	**628.21**	**3.39**	**544.54**	**3.05**

(Source: SLTB / CBSL)

COMPARISON OF SRI LANKAN TEA SALE AVERAGE PRICE & TOTAL TEA SOLD QUANTITY FOR THE PERIOD 2018 – 2020

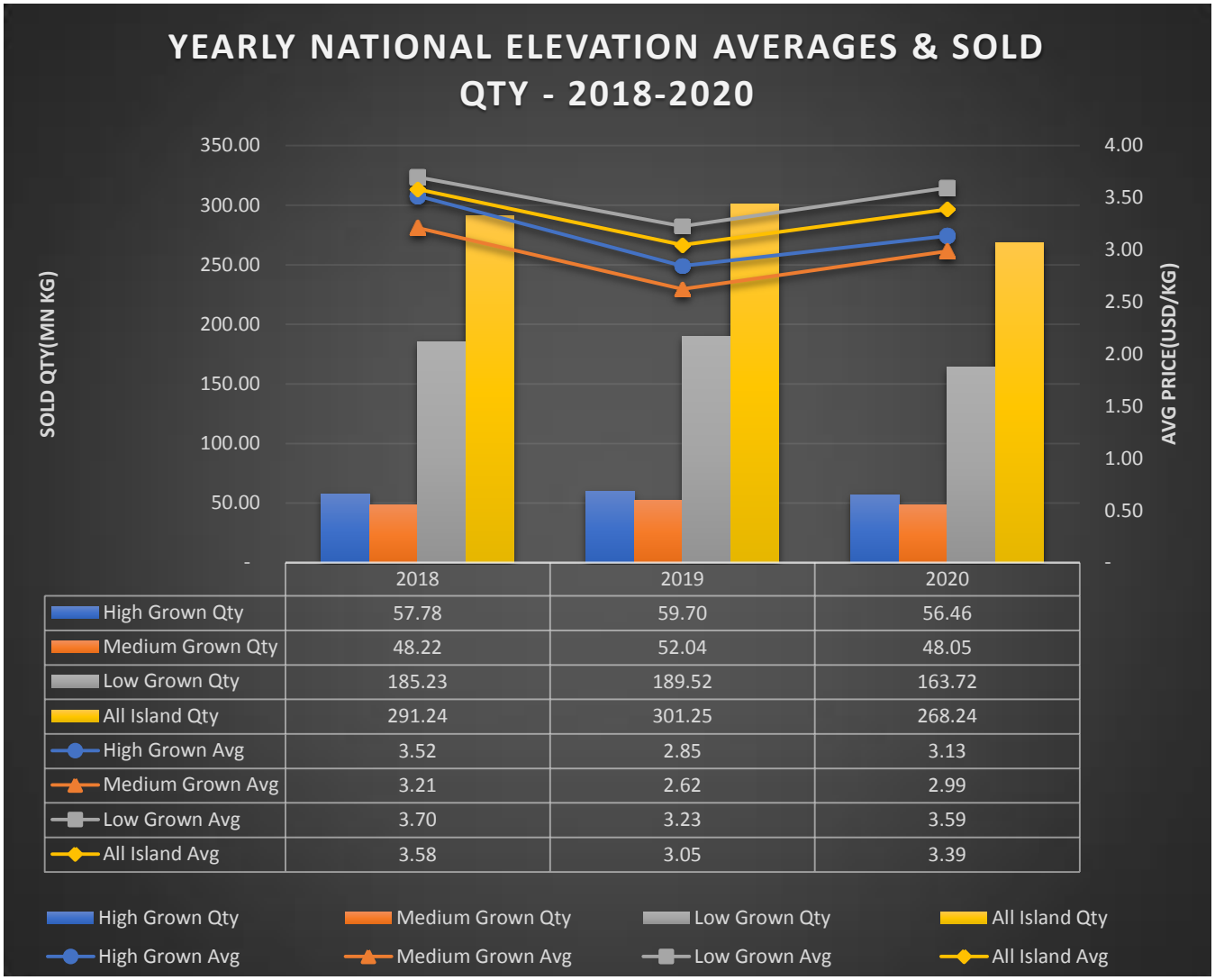

	2018	2019	2020
High Grown Qty	57.78	59.70	56.46
Medium Grown Qty	48.22	52.04	48.05
Low Grown Qty	185.23	189.52	163.72
All Island Qty	291.24	301.25	268.24
High Grown Avg	3.52	2.85	3.13
Medium Grown Avg	3.21	2.62	2.99
Low Grown Avg	3.70	3.23	3.59
All Island Avg	3.58	3.05	3.39

Sri Lanka Tea Sale Average price for the period January to December, 2020 recorded Rs. 628.21, which was an increase of Rs.83.67 when compared with the year 2019 (Rs.544.54) and Rs.46.3 with the year 2018 (Rs. 581.91).

Although, in dollar terms the year 2020 recorded USD 3.39 which shows an increase of USD 0.34 with the year 2019 (USD 3.05) and shows a decrease of - USD 0.19 with the year 2018 (USD 3.58).

Total tea sold quantity for the period January to December, 2020 amounted 268.24 Mn/Kgs whilst 301.25 Mn/Kgs in 2019 and 291.23 Mn/Kgs in 2018. Therefore, January to December, 2020 shows a decrease of -33.01 Mn/Kgs when compared with the year 2019 and a decrease of -23.00 Mn/Kgs with the year 2018.

High Grown Tea Sale Average Price for the year 2020 recorded Rs.580.90 which shows an increase of Rs. 72.27 when compared with the year 2019 (Rs.508.63) and Rs. 9.39 with the year 2018 (Rs.571.51). In dollar terms the year 2020 recorded USD 3.13 which shows an increase of USD 0.28 with the year 2019 (USD 2.85) and shows a decrease of -USD 0.39 with the year 2018 (USD 3.52).

High Grown total tea sold quantity for the period January to December, 2020 recorded 56.46 Mn/Kgs which shows a decrease of -3.24 Mn/Kgs when compared with the year 2019 (59.70 Mn/Kgs) and shows a decrease of -1.32 Mn/Kgs with the year 2018 (57.78 Mn/Kgs).

Medium Grown Tea Sale Average Price for the year 2020 recorded Rs.553.94 which shows an increase of Rs.84.98 when compared with the year 2019 (Rs.468.96) and Rs.32.08 with the year 2018 (Rs.521.86). In dollar terms the year 2020 recorded USD 2.99 which shows an increase of USD 0.37 with the year 2019 (USD 2.62) and shows a decrease of -USD 0.22 with the year 2018 (USD 3.21).

Medium Grown total tea sold quantity for the period January to December, 2020 recorded 48.05 Mn/Kgs which shows a decrease of -3.99 Mn/Kgs when compared with the year 2019 (52.04 Mn/Kgs) and -0.17 Mn/Kgs with the year 2018 (48.22 Mn/Kgs).

Low Grown total tea sold quantity for the period January to December, 2020 recorded Rs.666.32 which was an increase of Rs.89.71 when compared with the year 2019 (Rs.576.61) and Rs.65.53 with the year 2018 (Rs.600.79). In dollar terms the year 2020 recorded USD 3.59 which shows an increase of USD 0.36 with the year 2019 (USD 3.23) shows a decrease of -USD 0.11 with the year 2018 (USD 3.70).

Low Grown quantity for the period January to December, 2020 recorded 163.72 Mn/Kgs which shows a decrease of -25.8 Mn/Kgs when compared with the year 2019 (189.52Mn/ Kgs) and -21.51 Mn/Kgs with the year 2018 (185.23 Mn/Kgs).

(Source: SLTB / CBSL)